

JOURNAL 10

<http://journal.sapub.org/ijcem>
ISSN: 2326-1080
Volume 4 * Number 2 * May 2015



Idiako, J. E., Shittu, A. A. & Oke, A. A.

Pages 35-43

Journal 10

International Journal of Construction Engineering and Management



Scientific & Academic Publishing, USA

Shahar

**International Journal of Construction
Engineering and Management**

p-ISSN: 2326-1080
e-ISSN: 2326-1102
<http://journal.sapub.org/ijcem>

Editorial Board

Md. Abdul Mannan	Universiti Malaysia Sabah, Malaysia
Eziyi Offia Ibem	College of Science & Technology, Covenant University, Nigeria
Messaoud Saidani	the Institution of Structural Engineers, UK
Abdul Qadir Bhatti	National University of Sciences and Technology, Pakistan
Eugenio Pellicer	School of Civil Engineering - Universidad Politecnica de Valenci, Spain
Hossam El-Din Sallam	Jazan University, Saudi Arabia
Mohamad Syazli Fathi	Universiti Teknologi, Malaysia
Luis F. Alarcón	Pontificia Universidad Católica de Chile, Chile

Purpose

International Journal of Construction Engineering and Management is a peer-reviewed international journal which offers wide ranging and comprehensive coverage of all facets of construction engineering and project management. It aims to advance the science of construction engineering, harmonize construction practices with design theories, and further education and research in construction engineering and management.

Range of Topics

The journal features original research articles as well as review articles in all areas of construction engineering and management. Subject areas include (but are not limited to) the following fields:

Construction Material Handling, Equipment, Production Planning, Specifications, Scheduling, Estimating, Cost Control Quality Control, Labor Productivity, Inspection, Contract Administration, Construction Management, Computer Applications, Environmental Concerns.

CONTENTS

Volume 4, Number 2, May 2015

Analysis of Cost and Quality Relationship of Private Building Projects in Abuja, Nigeria John Ebhohimen Idiake, Abdulganiyu Adebayo Oke, Abdullateef Adewale Shittu	35
Environmental Risk Factors of Oil Drilling by Chinese Construction Firms in Ghana Yousong Wang, Martin Henry Asare, Yufan Zhang, Jing Kuang Liu	44
Iterating a Stationary Cause of Cost Overruns in Construction Projects Egwunatum I. Samuel, Akpokodje I. Ovie	52

International Journal of Construction Engineering and Management

SUBSCRIPTIONS

International Journal of Construction Engineering and Management (Online at <http://www.sapub.org>) is published bimonthly by Scientific & Academic Publishing Co., LTD, USA.

Subscription Rates: Volume 4, 2015, 1 issue

Electronic: freely available at <http://www.sapub.org>

Printed only: \$60 per copy

To subscribe, please contact Journals Subscriptions Department at subscribe@sapub.org.

Sample Copies: If you are interested in subscribing, you may get a free sample copy by contacting Scientific & Academic Publishing Co., LTD at subscribe@sapub.org.

SERVICES

Advertisements

Contact Advertisements Sales Department at advertisement@sapub.org.

Reprints (minimum quantity 100 copies)

Contact the Reprints Coordinator, Scientific & Academic Publishing Co., LTD

Email: subscribe@sapub.org

General Enquiries

Tel: 626-275-2944

Email: editor@sapub.org

MANUSCRIPT SUBMISSION

Please find instructions to authors in the author guidelines section at <http://www.sapub.org/journal/manuscriptsubmission.aspx>.

COPYRIGHT

Copyright © 2015 Scientific & Academic Publishing Co., LTD

All articles that are published in this journal are safeguarded by copyright, which covers the exclusive rights to reproduce and distribute the articles, as well as all translation rights. What follows is an outline of the relevant points you need to know while you start to read our journal. We will appreciate that you are clearly aware of the following things that mentioned.

This copyright includes the exclusive right to reproduce and distribute the articles, including reprints, translations, photographic reproductions, electronic forms (online or offline) or other reproductions of other similar kinds.

No part of the material published in this journal can be reproduced photographically or stored in any retrieval system, in electronic data bases, or transmitted in any form or by any means, mechanical, recording, photocopying, video disks, etc., without first obtaining formal written approval from the publishers. Only personal, in-house or non-commercial use may be beyond the limitations. Moreover, the use of general descriptive names, trade names, trademarks, logo, etc., in this publication, even if not specifically identified, does not imply that such these names are not protected by the relevant laws and regulations.

Every possible effort has been made to ensure that the information and data in this journal is accurate at the date of its going to press; neither the authors, the editors, nor the publishers can accept any legal responsibility for any errors, mistakes or omissions that may be made. The publisher makes no warranty, expressed or implied, with respect to the material contained herein.

PRODUCTION INFORMATION

For manuscripts that have been accepted for publication, please contact:
Email: editor@sapub.org

Analysis of Cost and Quality Relationship of Private Building Projects in Abuja, Nigeria

John Ebhohimen Idiako^{*}, Abdulganiyu Adebayo Oke, Abdullateef Adewale Shittu

Department of Quantity Surveying, Federal University of Technology, Minna, Nigeria

Abstract This paper examined the analysis of cost and quality relationship of private building projects executed in Abuja. To achieve this aim the following objectives were examined: Data for the study were obtained from 30 completed private projects in Abuja and the consultant Quantity Surveyors who handled the projects. Data gathering method was achieved through administered questionnaire to owners of the selected private buildings under consideration and the consultants. 30 questionnaires were distributed, received and used for the analysis. The relationship between quality and cost was analyzed by finding the average percentage of quality obtained as provided by building owners in the questionnaire and comparing same with percentage quality expected (100%). The difference between these two defines the nature of cost-quality relationship in percentage. It was discovered that at a given cost, private building projects in Abuja are executed within duration that is 54% earlier than the required time but at a quality that is 10% lower than expected. In other words, the execution of private building projects in Abuja takes only 46% of the required time whereas only 90% of the expected quality is achieved. As a result of loss of quality observed by this research, it was also recommended that additional attention should be given to cost-quality relationship in executing private building projects in Abuja so as to eliminate the lapses. The study contributes to the body of knowledge by making the contractor/consultants know how to achieve maximum quality at an affordable cost, thereby ensuring high level of safety performance.

Keywords Building, Contract sum, Cost, Performance, Private projects, Quality, Time

1. Introduction

1.1. Background to the Study

Time, cost and quality are three major factors that are of primary concern to the main parties involved in procurement of building projects (client and contractor). This fact was pointed out by Dissanayaka and Kumaraswamy [1] (1999). According to them, Time, Cost, and Quality targets are recognized to be the major criteria used to measure project delivery level of success. Time, cost, quality and risk as four critical objectives of construction project management, are not independent but intricately related (Rezaian [2], 2011). Trade-offs between project duration, total cost, quality and risk are extensively discussed in the project scheduling literature because of its practical relevance and it is one of the highly important issues in project accomplishment and has been ever taken into consideration by project managers. The clients of building projects are primarily interested in their projects being delivered within a short time, for an effectively lower cost, and at a higher quality. A number of

organizations are now seeking both theoretical advice and practice evidence about cost of quality and the implementation of quality costing system.

There are numerous definitions on quality cost or cost of quality based on prevention, appraisal and failure costs (Ali [3], 2010). Prevention costs are associated with actions taken to ensure that a process provides quality products and services; appraisal costs are associated with measuring the level of quality attained by the process and failure costs are incurred to correct quality in products and services before (internal) and after (external) delivery to the customer.

The concept of cost of quality originated in manufacturing settings, in the 1950s, as a means of justifying staff functions responsible for quality management. A number of organizations are now seeking both theoretical advice and practice evidence about cost of quality and the implementation of quality costing system. In the time, cost, quality trade off analysis for construction project, the objective is to construct projects using computer simulation and interactive procedure (Shankar et al [4], 2011).

On the part of the contractor, executing projects at an effective time and at a given standard of quality relation to a given cost gives him an edge ahead of others when bidding for subsequent contracts. For the purpose of better planning, managing and to execute projects successfully, these aforementioned major parameter (Time, Cost and Quality

^{*} Corresponding author

idiakoje@futmminna.edu.ng (John Ebhohimen Idiako)

Published online at <http://journal.ijspe.org/ijcem>

Copyright © 2015 Scientific & Academic Publishing. All Rights Reserved

have to be taken into consideration. Rwelamila and Hall [5] (1995) argued that there exists a little evidence of projects where these three factors have been successfully balanced. The need arises therefore to embrace Time, Cost and Quality relationship.

According to Jagboro [6] (1987), the Nigerian Institute of Quantity Surveyors in 1981 conducted a survey which showed that costs of construction in Nigeria were about 40% higher than similar types in Brazil and Kenya, 35% higher than in Britain and 30% higher when compare to construction in United States of America. This was further buttressed by Newcombe et al [7] (1990), who opined that there exists a record global criticism of the construction industry's failure to deliver projects on time.

According to Charles and Andrew [8] (1990), construction clients are on an increased basis perplexed with the general level of effectiveness of project as well as such project's accountability on a general basis. Cost overruns, in connection with project delays have been more often than not, recognized as one of the prime factors that leads to high cost of construction.

Chan and Kumaraswamy [9] (1996) were of the view that a project is said to be a success if such project was completed within a reasonable time, within predetermined budget and at a quality standard up to the level specified by the owner at the initial stage of the project. Nevertheless, rigorous criticism has been generated about the industry when constructions are carried out at durations lengthier than expected. Quality is regarded as one of the prime parameters, which are the concern of the key players in the realizing construction projects. Yet, poor attention has been given to quality assessment in relation to cost of construction. This necessitated a study of Time, Cost and Quality relationship of private building projects in Abuja in order to determine the condition of relationship between these three variables.

2. Review of Literature

2.1. The Concept of Quality in Relation to Building Projects Execution

Time, Cost and Quality remains one of the most significant parameters that have been a concern of the key parties in attempt to realize typical construction projects. Despite that, attaining an acceptable level of quality in the construction industry has for a long time been a challenge because project quality has been habitually overlooked, and as a result, little attention is being given to this parameter. Another major challenge is that the subjectivity surrounding the definition of quality made it difficult to develop a tangible approach to be used for the measurement of Quality. In the absence of effectual management of quality processes, significant time, and resources are wasted on a yearly basis. This is as a result of the soaring level of uncertainties that surround definitions of quality and subjectivity related with Quality assessment and also the huge number of variables

included in assessing it.

Quality, Cost and Time have been recognized for long to be the key factors that bothers clients. Notwithstanding, the number of projects have Cost and Time as the main parameters that are the haunting factor (Rwelamila and Hall [5], 1995). It is important to note that the project owner's satisfaction that is closely linked with the project quality, forms the fundamental aim of all projects. For this purpose, series of attempts have been made to summarize the definition of project quality. The summary captures the following

1. Pleasing to look at;
2. Freedom from defects on completion;
3. Delivered on time;
4. Fit for the purpose;
5. Supported by worthwhile guarantees;
6. Reasonable running costs;
7. Satisfactory durability.

The above definitions are to a large extent prejudiced to and differ with the acquaintance and judgment of the individual involved. The necessity for quality management system has long been recognized and several methodologies and systems were built and have been practiced for a long time.

2.2. The Perspective of Client on Quality

Several studies carried out indicate the clients' major concern is his value for money and fitness for the purpose for the building components. These objectives are however, wide when attempting to define and comprise an enormous array of factors. Due to the subjective nature in association with the definition, assessing their objectives becomes quite difficult.

An outline definition as given by Vincent and Joel [11] (1995) below:

Value for Money: Value for money means the best available for the client, for a given sum of money. This measures how well the product is and the satisfaction level created by it. Features vary from building to building; however, it might be possible to apply statistical approach so as to develop a quantifiable model that can be used to measure value for money.

Fitness for Purpose: fitness for purpose reflects the measure to which the product satisfies his requirements as defined at the briefing stage. The building owner is also enthusiastic concerning the static value of the product, but these vary for different projects and clients as well.

2.3. Contractor's Perspective on Quality

The major concerns of the contractors are how to satisfy their clients and fashion yield by the project.

Client's Satisfaction: How satisfied is the client with what the contractor produced should be a concern to the contractor; the satisfaction can be subjective in nature or a measurable parameter. The opinion of the client concerning subjective parameters like design features and finishes

should concern the contractor. As for those measurable parameters like the quality of materials, a form of scaling system can be adopted.

Fashion: even though fashion can be categorized under subjective parameters, an evaluation system can be used to allocate a scaling system for each product. The system can be based on experience and is adaptable to varying circumstances.

2.4. Third Party's Perspective on Quality

Third parties in construction industry include quality assurance companies or local authorities. The standards adopted by the third parties often measure 'fit for the purpose' and 'material quality level'.

2.5. Quality and Cost Relationship in Building Projects

The client sees Quality as part of the mechanism which contribute to value for money. According to Vincent and Joel [10] (1995) total quality management is incorporation of function and procedures contained by an organization so as to attain continuous improvement of the quality of goods and services. The target is customer's satisfaction. Additionally, in order to achieve a project with successful quality management three detached drivers to quality management must be made, these are:

- i. Integration of the project team in order to have a single objective and a mutual culture.
- ii. A customer's focus for the team in order to facilitate the provision of products and services that will meet the needs of the client.
- iii. A continuous improvement in managing the construction project.

With the successful integration of these three mechanisms, the project will begin to realize significant, measurable and observable improvements in the attaining the clients' objectives. An efficient way to address these shortfalls is to recognize the 'human' factor within the management of time, cost and quality. According to Ashworth [11] (1991), the level significance of a building component in a building is a function of its cost relationship with the total construction cost. Its quality and performance are only cost sensitive where the quantity factor of the structural component is high.

2.6. Quality Control by Statistical Methods

An ideal quality control program might test all materials and work on a particular project. For instance, non-destructive techniques such as x-ray inspection of welds can be used throughout a project. There are two types of statistical sampling which are commonly used for the purpose of quality control.

The acceptance or rejection of a lot is based on the number of defective (bad) or non-defective (good) items in the sample. This method is referred to as sampling by attributes.

Instead of using defective and non-defective classification for an item, a quantitative quality measure or the value of a measured variable is used as a quality indicator. This testing

method is known as sampling by variables.

2.7. Dangers due to Non-implementation of Quality Management

The following are the major dangers resulting from Non-implementation of Quality Management:

- i. Problem of cost and time overrun
- ii. Disputes between parties
- iii. Omissions, errors, ambiguities in plans and specifications
- iv. Reduce life span
- v. Increased maintenance cost

2.8. Time, Cost and Quality Relationship in Building Projects

According to National Economic Development Office (NEDO) [12] (1983) a regimented management endeavor is required so as to complete a construction project on time, and that this concerted management effort will help to control both costs and quality. This is tantamount to saying that the client's objectives can be achieved through a management effort that recognizes the interdependence of time, cost and quality. Time, cost and quality can therefore be viewed as the principal feasible objectives of the client in any construction project. Though it was claimed that Time, Cost and Quality are incorporated in the management of construction projects, research has shown that in fact a time-cost bias exists. A project can be regarded as successful if it is executed within time, within budget and to the level of quality standard specified by the client at the beginning of the project (Chan and Kumaraswamy [9], 1996). Dissanayaka and Kumaraswamy [1] (1999) opined that Time, cost, quality target and participation satisfaction have been identified as the main criteria for measuring the overall success of construction projects.

The concept of managing construction projects is deeply embedded in the traditional building procurement system. It can therefore be affirmed that the measurement of project performance has relationship with varieties of indicators which include Time, Budget, Quality, specification and stakeholder's approval.

3. Research Methodology

This section discusses the methodologies adopted in collection of data which aided the study of Cost and Quality relationship for private building projects in Abuja, Nigeria. The finding of this research can be applied in comparing Cost and Quality relationship of recent projects and past building projects in Abuja. The research design adopted for this study was quantitative research approach.

The population of this study comprised 30 reputable Quantity Surveying firms and 30 selected owners of private buildings in Abuja. Cost and Quality relationship data for 30 building projects were obtained, 30 questionnaires were administered to the owners of the buildings under

consideration. There are six area councils in Abuja, namely; Abaji Area Council, Abuja Municipal Area Council, Bwari Area Council, Gwagwalada Area Council, Kuje Area Council and Kwali Area Council. For the purpose of this study, the research adopted simple random sampling where five building projects from five different Quantity Surveying

firms and building owners respectively were considered from each of the area councils. The samples were collected based on the requirement that each of the items in the population studied has equal chance of being selected and was not selected solely as a result of convenience.

Table 1. Quality Obtained in Relation to Cost

NO	COMPONENTS	QUALITY RATING IN RELATION TO COST (%)										Row Total (%)
		01	02	03	04	05	06	07	08	09	10	
1	Physical appearance of building internally and externally	89	97	86	94	89	94	90	90	90	92	911
2	Freedom from defects of:											
	a. Floor finishes	92	96	96	91	85	93	91	91	91	93	919
	b. Wall finishes	96	95	87	92	91	94	92	92	92	94	925
	c. Ceiling finishes	95	94	90	90	93	95	93	94	93	91	928
	d. Roof coverings	90	97	91	95	92	96	94	95	94	90	934
	e. Air conditions	95	98	92	90	93	93	95	90	90	90	926
	f. Fans	95	97	90	93	94	89	90	91	91	91	921
	g. Lights	96	96	93	91	94	88	92	92	92	92	926
	h. Others	93	94	89	95	93	91	93	93	93	93	927
	i. Water closets	98	95	90	90	88	93	90	94	94	95	927
	j. Bath tubs	98	97	87	91	93	94	91	95	95	90	931
	k. Shower trays	98	96	86	94	92	93	92	93	90	91	925
	l. Wash hand basins	97	95	85	90	96	94	90	91	90	90	918
	m. Bidets	96	94	89	92	91	93	91	92	92	92	922
	n. Sinks	95	95	90	93	90	95	92	93	93	93	929
	o. Urinals	92	93	94	90	92	96	93	94	91	94	929
	p. Others	94	95	90	95	86	93	94	95	92	95	929
	q. Doors	86	97	86	90	93	90	90	92	93	90	907
	r. windows	87	98	89	91	94	91	91	91	94	92	918
	s. External works	85	96	90	92	96	92	92	93	92	93	921
3	Fitness for the purpose for:											
	a. Floor finishes	91	95	86	94	91	90	90	90	93	90	910
	b. Wall finishes	95	98	89	91	93	92	92	95	94	94	930
	c. Ceiling finishes	93	97	92	90	94	93	95	94	95	93	936
	d. Roof finishes	87	96	93	95	95	94	92	92	92	92	928
	e. Air conditions	94	95	96	90	90	93	91	90	93	90	922
	f. Fans	94	94	90	93	89	88	92	91	92	91	914
	g. Lights	93	97	89	91	91	93	94	92	93	93	926
	h. Others	92	96	85	95	93	94	94	93	95	95	932
	i. Water closet	96	96	87	90	93	93	91	92	90	90	918
	j. Bath tubs	96	95	93	91	94	94	90	93	91	92	929
	k. Shower trays	96	97	90	94	95	95	92	91	92	93	935
	l. Wash hand basins	94	96	89	90	93	96	94	92	93	94	931
	m. Bidets	93	95	86	91	92	97	93	94	95	92	928
	n. Sinks	91	95	89	95	85	93	92	93	90	92	915
	o. Urinals	90	96	85	90	86	92	90	91	91	91	902
	p. Others	93	94	86	95	87	91	91	90	92	95	914
	q. Doors	89	93	87	90	95	89	90	91	91	95	910
	r. windows	88	97	85	91	93	93	94	92	92	93	918
	s. External works	86	96	89	92	89	92	91	93	93	92	913
4	Reasonable running cost of building	96	95	90	94	95	95	90	93	91	90	929
5	satisfactory durability of the building	95	94	87	93	93	94	93	91	90	91	921
6	concrete quality of the building	94	96	93	92	91	95	94	93	93	93	934

Source: Researchers' field Survey, 2014

Table 1. Continued

NO	COMPONENTS	QUALITY RATING IN RELATION TO COST (%)									Row-Total (%)	
		11	12	13	14	15	16	17	18	19		20
1	Physical appearance of building internally and externally	89	88	87	86	90	90	90	94	93	90	897
2	Freedom from defects of:											
	a. Floor finishes	86	89	86	87	89	91	92	95	90	93	896
	b. Wall finishes	85	90	85	85	91	92	93	92	92	92	897
	c. Ceiling finishes	89	92	88	88	93	93	94	90	93	93	913
	d. Roof coverings	90	86	89	89	87	94	95	91	89	94	904
	e. Air conditioning	91	87	87	86	86	95	90	92	88	92	894
	f. Fans	93	85	86	88	89	90	92	94	92	91	900
	g. Lights	90	88	85	91	92	91	91	90	87	91	896
	h. Others	86	89	88	87	96	92	92	92	85	92	899
	i. Water closet	92	90	89	90	94	93	93	81	89	93	904
	j. Bath tubs	90	92	90	90	92	93	94	89	92	0	822
	k. Shower trays	86	91	91	91	90	94	90	90	83	0	806
	l. Wash hand basins	87	88	92	90	91	91	91	87	86	91	894
	m. Bidets	89	87	92	85	86	90	92	93	89	92	895
	n. Sinks	90	90	90	86	87	92	93	87	90	0	805
	o. Urinals	86	92	91	86	89	93	92	89	92	94	904
	p. Others	85	86	87	0	92	94	91	92	91	95	813
	q. Doors	87	85	87	86	92	95	90	91	89	90	892
	r. windows	90	87	89	85	90	90	92	93	93	90	899
	s. External works	91	89	87	87	91	91	93	94	86	90	899
3	Fitness for the purpose for:											
	a. Floor finishes	92	88	88	88	94	92	91	93	89	94	909
	b. Wall finishes	94	89	89	90	90	93	92	92	93	95	917
	c. Ceiling finishes	90	90	90	89	89	94	93	90	90	93	908
	d. Roof coverings	86	91	92	91	92	95	94	89	92	92	914
	e. Air conditions	87	92	93	95	90	90	93	90	92	92	914
	f. Fans	88	91	92	87	89	91	92	94	90	93	907
	g. Lights	92	90	91	86	87	92	94	93	91	94	910
	h. Others	90	89	90	86	86	93	95	89	92	93	903
	i. Water closet	89	89	87	81	92	91	90	93	89	92	893
	j. Bath tubs	92	90	86	87	96	92	92	94	92	0	821
	k. Shower trays	90	91	91	92	93	93	93	92	93	0	828
	l. Wash hand basins	86	86	93	87	92	94	94	90	90	93	905
	m. Bidets	85	87	90	88	90	95	95	91	91	94	906
	n. Sinks	90	88	88	89	89	90	90	89	92	0	805
	o. Urinals	91	85	87	90	88	91	91	90	94	93	900
	p. Others	93	86	86	91	87	92	92	91	90	92	900
	q. Doors	86	90	85	85	87	93	90	87	86	91	880
	r. windows	87	89	88	86	88	93	91	90	87	92	891
	s. External works	88	86	89	88	90	93	92	91	90	93	900
4	Reasonable running cost of the building	90	87	85	87	90	95	94	91	92	92	905
5	satisfactory durability of the building	93	86	90	85	91	90	95	93	90	93	906
6	concrete quality of the building	92	90	92	86	93	91	90	94	92	94	914

Data were collected from both primary and secondary sources in this study. Primary data on cost-quality relationship were obtained through the use of well structured questionnaires administered to owners of selected private buildings in Abuja, Nigeria. Data obtained from this source formed the basis of this study. Secondary data were obtained through review of various relevant literatures. The cost-quality data required for this study was gathered through self-administered questionnaire, which was designed in a structured format.

The relationship between quality and cost was determined by finding the average percentage of quality obtained as provided by building owners in the questionnaire and comparing same with percentage quality expected (100%). The difference between these two defines the nature of cost-quality relationship in percentage.

4. Data Presentation, Analysis and Discussion of Results

4.1. Cost - Quality Relationship Data Presentation and Analysis

The Table 1 gives data obtained and cost-quality rating used to determine the cost-quality relationship from the analysis carried out.

From the table above it can be seen that quality in relation to cost is rated on percentage bases. That is to say, 100% is the expected quality for any cost incurred. Nevertheless, the quality obtained as filled in the questionnaires differs from the expected quality. Considering the projects under consideration therefore, the obtained quality for each parameter is calculated. The average obtained quality is then compared with the expected quality to determine the quality lost in relation to cost.

Using Table 1 to calculate total quality expected on each

parameter for the 30 projects under consideration, average quality expected and average quality obtained are calculated below:

$$\text{Average quality expected} = \frac{100 \times 30}{30} = 100\%$$

Average quality obtained:

physical appearance of the building	= 90.96%
freedom from defects	= 85.55%
fitness for purpose	= 88.78%
reasonable running cost of building	= 91.70%
satisfactory durability	= 91.53%
concrete quality	= 92.13%
	540.65

$$\text{Average} = \frac{540.65}{6} = 90.11\%$$

$$= 90\%$$

Difference = percentage expected - percentage obtained

$$= 100\% - 90.11\%$$

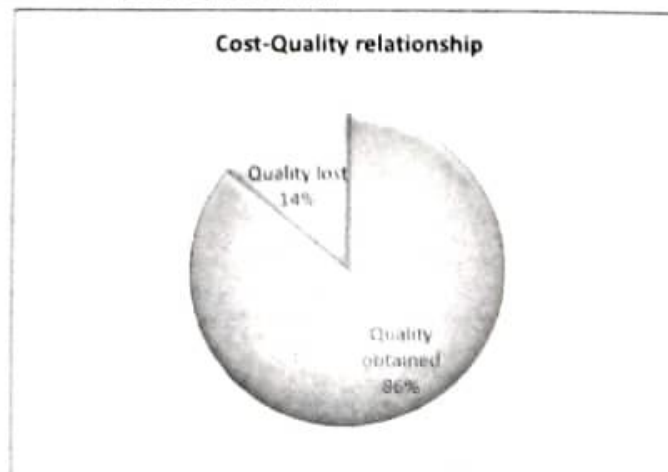
$$= 9.89\%$$

$$= 10\%$$

4.2. Discussion of Results of Cost-Quality Relationship

Although clients expect 100% quality for the cost incurred in building projects, it can be observed from the analysis of data that the average quality obtained is not up to 100%. The analysis shows that physical appearance of the building is averagely rated as 90.96%, components freedom from defects rated 85.55%, components fitness for purpose rated 88.78%, reasonable running cost of the building rated 91.70%, satisfactory durability rated 91.53% and concrete quality rated 92.13%.

From Table 1, it was observed that the project with the record of highest quality lost is project 16 with 86% obtained quality instead of 100% quality as expected. This can be shown in a chart below:



Source: Researcher's analysis

Figure 1. Percentage of quality obtained and quality lost for project 16

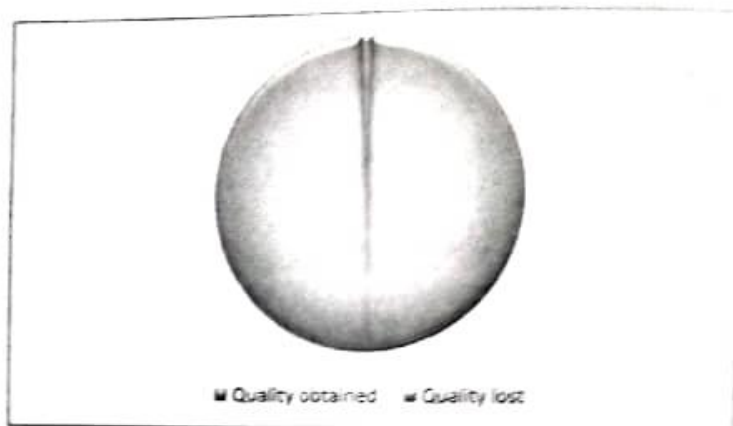
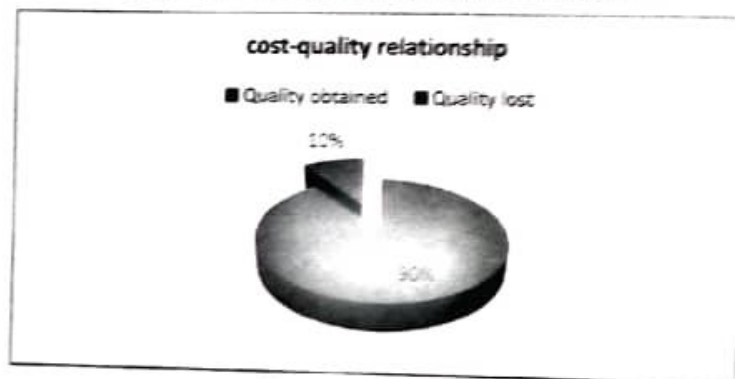


Figure 2. Percentage of quality obtained and quality lost for project 10



Source: Researcher's analysis

Figure 3. Average quality obtained and quality lost in relation to cost of private building projects

From the table, it was also observed that the project with the record of the lowest quality lost is project 10 with 99% obtained quality instead of 100% quality as expected. This can be shown in a chart above.

Averagely, the actual percentage obtained is calculated to be 90%. The difference between percentage of quality expected and quality obtained is 10%. Therefore, the conclusion is that execution of private building projects in Abuja suffers 10% loss of expected quality in relation to cost. In other words, clients of private building projects in Abuja enjoy only 90% quality even though they paid for 100% quality. This is shown in Figure 3 above.

The result shows that there is 10% loss of quality in relation to cost. This result agrees with previous research which says, Quality is regarded as one of the prime parameters, which is the concern of the key players in the realizing construction projects. Yet, poor attention has been given to quality assessment in relation to cost of construction. Based on this result therefore, there are lapses (losses) of quality in relation to the actual construction cost of the projects.

4.3. Summary of Findings

Based on the results obtained from this research, it can be summarized that at a given cost, private building projects in Abuja are executed at a quality that is 10% lower than expected. In other words, only 90% of the expected quality is achieved in the execution of private building projects in Abuja.

5. Conclusions and Recommendations

Review of previous research has shown that balancing time, cost and quality relationship in execution of building projects has always been a challenge. There are records of projects executed at a cost far higher than expected. Others suffer high percentage of delay whereas some suffer no attention been paid to quality.

Based on the findings of this research, it was concluded that the resultant 10% loss of quality in relation to cost means that the required maximum attention needed has not been given to quality in relation to cost.

The study however contributes to the body of knowledge by making the contractor/consultants know how to achieve maximum quality at an affordable cost, thereby ensuring high level of safety performance. Based on the research carried out, the following recommendation was made: As a result of loss of quality observed by this research, it is recommended that additional attention should be given to cost-quality relationship in executing private building projects in Abuja so as to eliminate lapses.

ACKNOWLEDGEMENTS

We acknowledged the effort of Mr. Loya Osusha Samuel who helped to supply the data used in the research.

REFERENCES

- [1] Dissanayaka, S. M. and Kumaraswamy, M. (1999), Comparing contributors to time and cost performance in building projects. *Building and Environment*, 34, 31-42.
- [2] Rezaian, A. (2011). Time-Cost-Quality-Risk of Construction and Development Projects or Investment. *Middle-East Journal of Scientific Research*. 10 (2): 218-223, 2011. ISSN 1990-9233.
- [3] Aji, M. C., Zin, R. M., Hamid, Z. A. and Ayub, A. R. (2010). Quality Cost in the Construction Industry – Preliminary Findings in Malaysia. *Journal of Design and Built Environment*. Vol. 6, June 2010, pp. 29-43.
- [4] Shankar, N. R., Raju, M.M. K., Srikanth, G. and Bindu, P. H. (2011). Time, Cost and Quality Trade-off Analysis in Construction of Projects. *Contemporary Engineering Sciences*, Vol. 4, 2011, no. 6, 289 – 299.
- [5] Rwelamila, P.D. and Hall, K.A. (1995) *Total Systems Intervention: an integrated approach to time, cost and quality management*. *Construction Management and Economics*, 13, 235-241.
- [6] Jagboro, G.O. (1987). The Need for a Code of Practice for Tendering in Nigeria. *The Professional Builder*, 2(1), 26-7.
- [7] Newcombe, R., Langford, D. and Fellows, R. (1990) *Construction Management* 2, 11-45.
- [8] Charles, T.J. and Andrew, M.A. (1990) *Predictors of cost-overflow rates*. *Journal of Construction Engineering and Management*, 548-552.
- [9] Chan, W. M. and Kumaraswamy, M. (2002) Compressing construction durations: lessons learned from Hong Kong building projects. *International Journal of Project Management*, 20, 23-35.
- [10] Vincent, K.O. & Joel, E.R. (1995) *Principles of Total Quality*. Kogan, (23), 283-295.
- [11] Ashworth, A. (1991). *Cost studies of buildings*. Longman Singapore publishers, 2(1), 331.
- [12] National Economic Development Office (N.E.D.O.) (1983) *Faster Building for Industry*. Her Majesty Stationery Office, London.
- [13] Ogunsemi, D.R. and Jagboro G.O. (2006). Developing Time-Cost model for building projects in Nigeria. *Construction Management and Economics*, 21,253-258.