

**WEBSITE DESIGN USING MICROSOFT  
FRONTPAGE  
CASE STUDY: MICRO MAB COMPUTERS  
COMPANY.**

**BY**

**BELLO OLANIRAN**

**PGD/MCS/2001/1105**

**THE DEPARTMENT OF MATHEMATICS AND COMPUTER  
SCIENCE FEDERAL UNIVERSITY OF TECHNOLOGY, MINNA**

**NOVEMBER 2003.**

**WEBSITE DESIGN USING MICROSOFT  
FRONTPAGE  
CASE STUDY: MICRO MAB COMPUTERS  
COMPANY.**

**BY**

**BELLO OLANIRAN**

**PGD/MCS/2001/1105**


**SUBMITTED TO THE DEPARTMENT OF MATHEMATICS AND  
COMPUTER SCIENCE FEDERAL UNIVERSITY OF  
TECHNOLOGY, MINNA  
IN PARTIAL FULFILMENT OF THE REQUIREMENT FOR THE  
AWARD OF POST GRADUATE DIPLOMA IN COMPUTER  
SCIENCE.**

**NOVEMBER 2003.**

## APPROVAL PAGE

This is to certify that this research project has been submitted in partial fulfilment of the requirement for the award of **Post Graduate Diploma in Computer Science.**

Approved by

  
12-12-03  
Dr N.I. Akinwande  
**Supervisor**

-----  
**External Moderator**

-----  
L.N Ezeako

**Head of Department.**

## **DEDICATION**

This project is dedicated to THE ALMIGHTY GOD for His mercy. It is also dedicated to my wife (Serah Olaoluwa Olaniran) and my children.

## ACKNOWLEDGMENT

I give thanks and honour to the Almighty God for the wisdom and knowledge impacted in me, which made it possible to carry out this project successfully it is with my pleasure to acknowledge the efforts of my supervisor, Dr. Akinwande, and my brother Kayode Meyanbe who spared their precious time to scrutinize my design and write up.

It is my pleasure to appreciate the support of my wife and children throughout this course, Dr. and Mrs. Sabastine Umazu and Mr. and Mrs. Yashim.

Also, I remain grateful to Abdullahi Maikano and Mrs. Hadiza Goje for their encouragement and the rest of my course mates.

The efforts of Micro Mab Computers staff are never underrated, especially Mercy Okafor, Mrs. Serah Oguntubo and Deborah Adeleye who processed the hand copy of this project.

God bless you all.

# TABLE OF CONTENTS

a.	TITLE PAGE	i
b.	APPROVAL PAGE	ii
c.	DEDICATION	iii
d.	ACKNOWLEDGEMENT	iv
e.	TABLE OF CONTENT	v
1.0	CHAPTER ONE	1
1.1	INTRODUCTION	1 - 2
1.2	INTRODUCTION TO MS FRONTPAGE	2 - 3
1.3	BRIEF HISTORY OF INTERNET AND COMPUTER NETWORKS	3 - 8
1.4	AIMS AND OBJECTIVES OF THE STUDY	8 - 9
1.5	SCOPE OF COVERAGE AND LIMITATION	9
2.0	CHAPTER TWO	10
2.1	REVIEW OF INTERNET EXPLORER ON WEB SITE	10 - 11
2.2	SETTING UP AN INTERNET CONNECTION	11 - 13
3.0	CHAPTER THREE	14
3.1	METHODOLOGY	14
3.2	WEB SITE ANALYSIS	14 - 15
3.3	CREATION OF DATABASE USING MS ACCESS	15
3.4	STEPS TO CREATE DATABASE	15
3.5	TYPES OF DATABASE CONNECTION	16-17

4.0	CHAPTER FOUR	18
4.1	SYSTEM DESIGN	18
4.2	WEB SITE PUBLISHING	19 - 20
4.3	DOCUMENTATION OF WEB SITE DESIGN	21 - 48
5.0	CHAPTER FIVE	49
5.1	WEB SITE SUMMARY	49 - 50
5.2	SYSTEM REQUIREMENT	50

*GLOSSARY*

*BIBLIOGRAPHY*

# CHAPTER ONE

## 1.1 INTRODUCTION

With the Internet services becoming an integrated part of our daily activities, we need to focus on how it can improve our lives. This has brought us to the knowledge of World Wide Web (WWW).

World Wide Web is the total set of interlinked hypertext documents residing on Hypertext Transfer Protocol (HTTP) servers all over the world. Documents on the WWW are called pages or web pages, which are written in Hypertext Markup Language (HTML). Also, web site is said to be a computer storage area located somewhere on the WWW that contains one or more web documents in a multimedia format.

Web contains home page and its associated pages, graphics, documents, multimedia and other files created in FrontPage, which are stored on web servers or on a computer hard drive. It also contains files that support FrontPage specific functionality and allow a web to be opened, copied, edited and administered in MS FrontPage. The pages are identified by Uniform Resource Locator (URL) that specify the particular computer and path name by which a file can be accessed, and transmitted from node to node to the end user under HTTP. Also, pages may contain text in a variety of fonts and styles, pictures, graphics, movie chips, sounds as well as small embedded software programs that are executed when a site visitor activates them by clicking a hyperlink. Site



visitor may also be able to download files and send messages to other users via E-mail by using links on a web page.

World Wide Web was developed by *Tim Berners-Lee* in 1989 for the European Laboratory for particle Physics (CERN).

## 1.2 INTRODUCTION TO MICROSOFT FRONTPAGE

Microsoft (MS) FrontPage is an application software developed by Microsoft Corporation for designing, creating, editing, testing, maintaining and publishing webs. This software will be used for designing web site for Micro Mab Computers. This software creates a unique environment for web sites that provides greater flexibility for the webmaster. With most web servers, only one web site is known, but with Frontpage, you can create as many webs as you want, including nested webs.

A Frontpage based web comprises of three layers namely:

- a. **Web structures:** This is made of varieties of web templates - corporate discussion, customer support, and so on. These templates provide the foundations of the structure for web sites.
- b. **Folder Structure:** This structure behaves in the same manner as the folder structure in window explorer. However, to access these files from windows explorer, you have to export them to another location - either on your hard drive or server. During the export process, the files are converted to HTML pages. The folder structure of this project will be extensively treated in later chapter.

- c. **Navigation structure:** This gives a graphical interview of how the web is organized. The structure also contains nodes that link each of the pages in the subwebs and provide pointers to the locations of each page in the navigation structure. A home page is usually the starting page of any web in the navigation structure.

### **1.3 BRIEF HISTORY ON INTERNET AND COMPUTER NETWORKS**

Web site design cannot be treated without mentioning internet and computer network. Internet is the linking together of computer networks around the World for fast, easy and cheap access to information. It is an acronym of *International Network* (INTERNET) which is another means of communication through computers for transfer of data/information.

From the early ages, the need to exchange information has always existed and various means have been employed to achieve the same. The problem had always been the medium of transfer and this in turn leads to various problems. Modern day study has shown that one of the major reasons why heavy casualties were recorded in the 1<sup>st</sup> World war was the reliance on oral communication using runner out of an effort to connect together a US Defence Department Network called ARPNET (*Advanced Research Project Agency Network*) and various other radio and satellite networks in the late sixties. This was the starting point of internet technologies in the world.

Internet has been a great development in the Information Technology Industry as a result of increasing need and awareness about information sharing

and communication. This incredible technological advancement is providing unique opportunities for individuals, communities, co-operate bodies, educational institutions, industries, government and many more. This mode of communication has been recorded to be the cheapest, fastest, most efficient and reliable even by using E-mail.

E-mail is the exchange of information through electronic mail, messages, computer file attachment between computers over a communication network, such as Local Area Network (LAN) or Wide Area Network (WAN) or Internet. In this project E-mail hyperlink is created to send any message or advertisement to people, company and Government parastatal for Micro Mab Computers.

## **COMPUTER NETWORK**

Computer networks are usually classified as:

1. **Wide Area Network (WANs):** This mode of networking deals with multiple users computers connected together and they are spread over a wide geographic region which are relatively error prone in terms of the channels. For most technological reasons (WANs) tend to have comparatively low bandwidth and high communication delays. WAN on the otherhand, is spread over wide areas such as City or International boundaries, and is usually identified by the fact that a third party (i.e. a telephone company) is needed to make it function, because Modems or Satellite connections may also be required.

- 2. Local Area Network (LANs):** This kind of networking deals with multiple user computers connected together but spread over a small geographic region. In this case, channels are relatively error free.

## **COMMUNICATION PROTOCOLS**

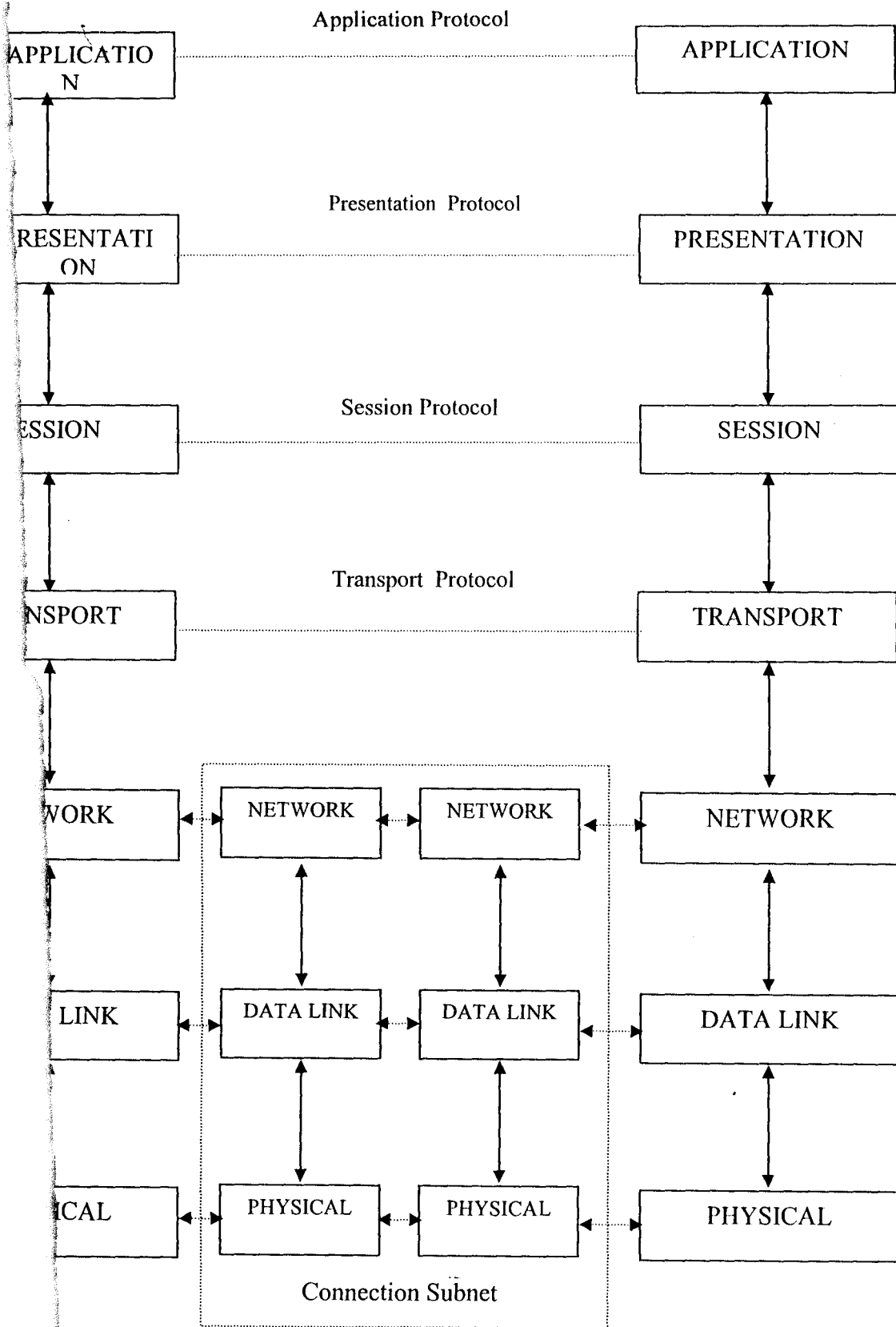
Computer communication and networking software are generally very complex. In order to be manageable, network software is usually designed and implemented in a layered fashion. Each layer provides to the upper layers a set of service that may be involved through a well-defined interface.

An influential layered network-architecture model that incorporates ideas and experiences from many earlier designs was proposed by International Standard Organisation (ISO). It is called the Open System International (OSI) reference model.

The OSI model has seven layers. It is depicted in fig 1.1. then brief notes of each layers bottom-up fashion follow.

# OPEN SYSTEM INTERFACE (OSI)

Fig 1.1



**Physical Layer:** The physical layer is in charge of communicating raw streams of bits over the communication channel. It is mostly concerned with the communication circuits and their physical and procedural interface to the underlying physical transmission medium.

**Data Link Layer:** This layer takes the raw bit stream transmission facility and enhances it to provide apparent error-free communication lines between computers that are directly connected. Due to differences in the communication subnet implementations, the data link layer operates on IMP-IMP (Interface Message Processor) and Host - IMP connections, and in LANs it handles Host-Host communication. This layer processes the acknowledgement frames sent back by the receiver. It is also charged with solving the problems related to damage, loss, and duplicate messages.

**Network Layer:** This layer controls the operation of the communication subnet. Its primary functions are packet routing, accounting, and congestion control. Internet working considerations and problems resulting from the merging of heterogeneous networks are also entrusted to the network layer.

**Transport Layer:** The transport layer's task is to provide network-independent message transport between pairs of network endpoints, or ports. This is the first layer to provide true source-to-destination connection. In the lower layer, communication is between a machine and its immediate neighbors. The transport layer accepts data from the session layer, splits it into smaller units such as packets.

**Session Layer:** This layer allows processes residing on different hosts to communicate with each other. The layer establishes interprocess sessions that provides ordinary data transport and some enhanced sessions such as remote log-in and file transfer. The layer is charged with providing synchronisation and token management to support interprocess interaction via the virtual circuit that it establishes.

**Presentation Layer:** This layer performs certain common functions that may require knowledge of the syntax and semantics of the information transmitted. The layer also move data between the end parties, and allow compensation of data formats, such as byte ordering and floating-point representation, to allow communication between heterogeneous machines.

**Application Layer:** This provides variety of commonly needed protocols to the application processes running on separate computers on behalf of users tasks. The protocols may include electronic mail (E-mail), remote job entry and file transfer that bridges possible differences in naming and representing between the end users. It also provides an abstraction of a terminal called network virtual terminal.

Based on the above communication protocols, web site can easily be browsed on the Internet.

#### **1.4 AIMS AND OBJECTIVES OF THE STUDY**

The aims and objectives of this project are as follows:

1. To explicit MS FrontPage.

2. To explain how internet works
3. This project will also show detailed ways of designing web site.
4. This will also expose readers to the use of Internet and webs site.
5. To bring more awareness to internet and networking in this computer age.
6. To also show the importance of Database in web site.

### **1.5 SCOPE OF COVERAGE AND LIMITATION**

1. Introduction of MS FrontPage and its web structures.
2. Brief write-up about Internet, Network and Protocols.
3. Designing of web site for Micro Mab Computers covering Technical, Marketing and Administration (Finance).
4. Programming in Hypertext Markup Language (HTML).
5. System requirement and implementation of web on web site.
6. Definition of terms and glossary for easy understanding.



## CHAPTER TWO

### 2.1 REVIEW OF INTERNET EXPLORER

#### Introducing the Internet Explorer Web browser

Internet Explorer makes it easier to get the most from the World Wide Web, whether you are searching for new information or browsing your favorite Web sites. And built-in IntelliSense technology can save you time completing routine Web tasks, such as automatically completing Web addresses and forms for you, and automatically detecting your network and connection status.

Ways to get around the web.

- When you start typing a frequently used Web address in the Address bar, a list of similar addresses appears that you can choose from. And if a Web-page address is wrong, Internet Explorer can search for similar addresses to try to find a match.
- Search for Web sites by clicking the **Search** button on the toolbar. Then in the Search bar, type a word or phrase that describes what you are looking for. When your search results appear, you can view the individual Web pages without losing your list of search results.
- You can also search directly from the Address bar. Just type common names or words, and Internet Explorer can automatically take you to the

site that most likely matches what you are searching for, and list other likely sites as well.

- Go to other Web pages similar to the one you are viewing, without even doing a search, Just use the Show Related Links feature.
- Once you are on a Web page, Internet Explorer can help you complete entries in any kind of Web-based form. Start typing, and a list of similar entries appears that you can choose from.
- Once you are on a Web page, Internet Explorer can help you complete entries in any kind of Web-based form. Start typing, and a list of similar entries appears that you can choose from.
- Listen to broadcast and Internet-only radio stations while you browse. Choose from a wide variety of music and talk radio stations, and add them to your Favorites list. The Radio bar is available in Internet Explorer when you install Windows Media Player.

## **2.2 SETTING UP AN INTERNET CONNECTION**

The Internet Connection wizard provides you with an easy way to get connected to the Internet. Whether you have never explored the Internet before or have spent many hours online, the Internet Connection wizard can help you set up a connection for new Internet users, the Internet Connection wizard creates an Internet connection for you, and then displays a list of Internet service providers

(ISPs) and information about their services. You can sign up for a new account by clicking an ISP in the list.

If you already have an account with an ISP and want to create an Internet connection to your account, the Internet Connection wizard collects all the necessary information from you and then creates the connection.

If you are not already running the wizard, you can start it as follows:

1. Open Internet Options in Control Panel.
2. On the **Connections** tab, click **Setup**.
3. Follow the instructions on your screen.

There are many ways you can connect to the Internet using Microsoft Windows Millennium Edition. The following are the four most common ways.

<b>To connect</b>	<b>Do the following steps</b>
1. Selecting MSN as your Internet service provider (ISP).	Double-click <b>Setup MSN Internet Access</b> on the desktop, and then follow the instructions that appear.
2. Transferring an existing account using the Internet Connection wizard.	Click <b>Start</b> , point to <b>Programs</b> , point to <b>Accessories</b> , point to <b>Communications</b> , and then click <b>Internet Connection Wizard</b> . Click <b>I want to transfer my existing Internet account to this computer</b> , and then click <b>Next</b> . Follow the instructions that appear on your screen for setting up your dial-up properties and detecting your modem.

Click **Start**, point to **Programs**, point to **Accessories**,  
3. Choosing an ISP inpoint to **Communications**, and then click **Internet**  
your area using the**Connection Wizard**. Click **I want to sign up for a new**  
**Internet ConnectionInternet account**, and then click **Next**. Follow the  
wizard. instructions that appear on your screen for setting up your  
dial-up properties and detecting your modem.

4. Choosing an ISPDouble-click the **Online Services** folder on the desktop.  
from the **Online**Double-click one of the available ISPs, and then follow  
**Services** folder. the instructions that appear.

## CHAPTER THREE

### 3.1 *METHODOLOGY – Web Site analysis*

This section explains the ways the web site is created. FrontPage offers many ways to create a web site, which is also referred to as a web.

In the creation process, blank web pages can be opened and add elements to all of them. Creation can be in pre-formatted page using a web template and the customize those pages. Also, it can be created using web wizard with content specified and then customize the pages.

In the web site design, web wizard is impored. Three things are performed namely:

1. Create the web pages by stepping through the wizard.
2. Customize the web by modifying elements, adding abd deleting pages.
3. Publish the web on the internet or and intranet.

### 3.2 **WEB SITE ANALYSIS**

#### *Web Site Creation Process*

- Click file menu or new page button on the tool bar in FrontPage environment.
- Click web option.
- In the new dialog box, which contains a group of icons representing wizard and templates. Any of the icons can be clicked based on the usefulness.

- In the option section displays, locate where the web will be either server-based web or disk-based.

### **3.3 CREATION OF DATABASE TO WEB SITE USING MS ACCESS**

In this project, database will be added in order to allow or permit free access to information about the company. This can be achieved by using database results wizard in FrontPage.

In the first instance, the name and type of database to access and where that database is stored (e.g. in current web, on a database server, and so on) should be determined before this can be run. To achieve this database connection (i.e MS Access), it must be imported into the web before running the wizard. Therefore FrontPage will automatically create a database connection to the imported database.

#### **STEPS TO CREATE DATABASE**

The following steps are considered when connecting to database:

1. Connect to a database: The following options are available:
  - i. Use a sample database connection
  - ii. Use an existing database connection.
  - iii. Create a new database connection to a file or folder in the current web.
  - iv. Create a new database connection to a database server on a network.

- v. Create a new database connection using a custom definition.
  - vi. Set or modify advanced database connection properties.
2. Choose a record source or create a custom query:
    - i. Choose a record source from a database.
    - ii. Create a custom query.
  3. Select the fields to be displayed and set other options:
    - i. Edit the list of fields to be included in database results.
    - ii. Specify criteria to use for filtering database results.
    - iii. Select fields for a search form.
  4. Choose formatting options for database results:
    - i. Formats database results as a table.
    - ii. Formats database results as a list.
    - iii. Formats database results as a drop-down list.
  5. Display record:
    - i. Display records together or split them into smaller groups
    - ii. Add a search form

### **3.5 TYPES OF DATABASE CONNECTION**

- i. A file-based connection to a database: This deals with database into the web. In this project, MS Access is considered.
- ii. A system data source name (system DSN) on a web server. The data source for this can be a file-based database or a database management system.

- iii. A network connection to a database server. A database server (e.g MS SQL server) is a computer dedicated solely to manage and maintain large database.

In the database, each employee's records the company's statement of account/profile and other useful information about troubleshooting. This will enable site visitors to know more about the company.



## CHAPTER FOUR

### 4.1 SYSTEM DESIGN – *Navigation Structure*

A navigation structure is a set of hyperlinks used for navigating web site. In this project there are links from Home page to the other main pages such as;

1. News page
2. Products page – Product 1 and 2
3. Services – Service 1

Also, navigation structure shows how pages in the web are related to each other, and provides FrontPage with a way to set up navigation bars. There are four different navigation bars namely;

- a. **Same-level** – Pages on that are on the same level in the structure and have the same parent page, such as Home and Feedback pages.
- b. **Top-level** – Pages on the same level such as Home page.
- c. **Parent-level** - This include the parent page of another page, plus pages that are directly connected to the parent page on the same-level such as News, Products and Service pages
- d. **Child-level** – Pages that are directly below another page, such as Product 1, Product 2 and Service 1.

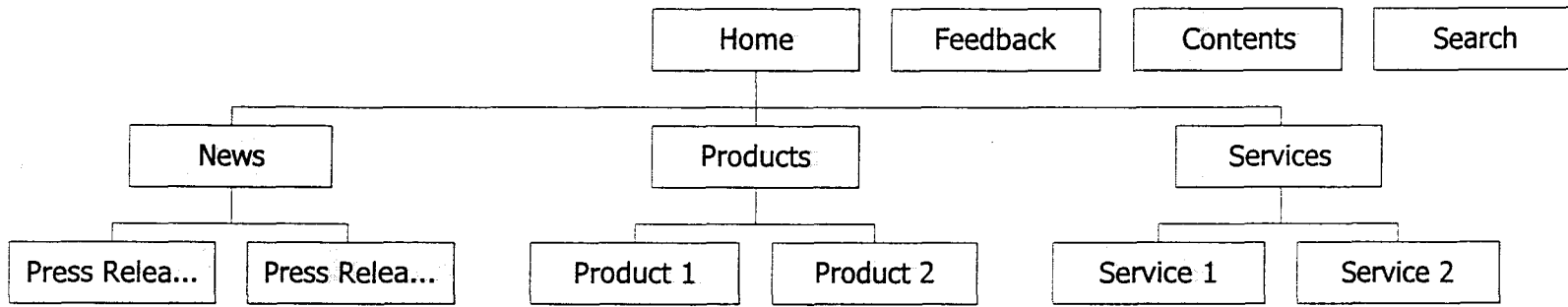


Fig 4.1

## **4.2 WEB SITE PUBLISHING**

Whenever web design is ready to be displayed on the World Wide Web (www) or on organisation Intranet, it must be published. Publishing a web is basically copying the files in the web to a destination, such as web server - where other can browse. This project is published using company owned server.

### **CRITERIA FOR WEB PUBLISHING**

Make sure it is ready by checking for broken hyperlinks, verifying that the pages look the way there supposed to be, and test the web to be sure that everything work. A good way to ensure web ready is by previewing in a web browser and navigating through the site, and by receiving the status of your files in reports view.

Also, Internet Service Provider (ISP) preferally one who has a web sever with FrontPage server extension installed is needed. The web server location for the ISP is required to put your password, user name and then publish it.

### **HOW THE SERVER EXTENSIONS AFFECT WEB PUBLISHING**

There are several benefits to publish a web server that has the FrontPage server extension installed:

**One.** The web must has full FrontPage functionality when it is published.

Without the server extension, certain features will not work, such as most form handlers, search forms, hit counters and component features.

**Two.** FrontPage will maintain the files and hyperlinks each time you publish the web, FrontPage compares the files on your local computer to files on the

web server. For example, if there are more files in the local web, FrontPage will update and correct any hyperlinks to it and then make the same corrections to the files on the web server the next time you publish the web.

**Three.** After the web is published, editing will be possible directly on ISP's web sever (The local version of your web will not remain in sync). FrontPage publish web using HTTP when the web server has extension, otherwise it will be published by using File Transfer Protocol (FTP).

This project is published in Hypertext Transfer Protocol (HTTP).

## **PUBLISHING WEB ON HTTP**

- i. Publish only the files that have changed. FrontPage compares the files on the local webs to the files on the web servers, and only those files that are newer than those on the web serve are published.
- ii. Publish all choosing files. The files from the local web will over write all files on the destination web server, even if the files on the web server are newer. All the files in this web is publish expect Staff Profile file, which is the database that shows the staff details.
- iii. Then the location of the web server has to be indicated. In this case, the location is <http://informationresearch.com>.

To verify that the web was successfully published, click the hyperlink that is deisplay after the web has been published – web browser will open to the site just published.

## **4.2 DOCUMENTATION OF WEB SITE DESIGN**

This section deals with the hard copy of the design and the Hypertext Markup Language HTML. The arrangement of the hard copies are as follows;

1. Home page
2. Feedback page
3. News page
4. Product page
5. Product 1 page
6. Product 2 page
7. Services
8. Service 1

Home

Home Feedback Contents Search



## Welcome to Micro Mab Computers Nig. Limited



"Your  
satisfaction  
is our joy"

You are welcome to Micro Mab Computer Nig. Ltd. We are IT  
Technology expert.

---

### ***Our Mission***

We are out to become the leading provider of information techn

---

### ***Company Profile***

MMCNL is an Information Technology expert company  
software and Hardware Engineers and also good man  
team.

We belong to Information Technology Association o  
(ITAN).

People say that our company try at all cost to sa  
customer. Some say we have competent hands.

The company is registered with Corporation Affai  
Commission.

---

### ***Contact Information***

The address below is our Corporate Headquarters. Always cont  
are at your service.

**Telephone:** 09 5230530

Home

**FAX:** 09 5230530

**Address :**

SUITE E4, WUSE ZONE 3 SHOPPING COMPLEX, ABUJA.

**Electronic mail:**

General Information: [info@mmcnl.com](mailto:info@mmcnl.com)

Sales: **Israel Bello**

Customer Support: **David**

Webmaster: [olabello2001@yahoo.com](mailto:olabello2001@yahoo.com)

**Send mail to [olabello2001@yahoo.com](mailto:olabello2001@yahoo.com) with questions or comments about this web site.**  
**Last modified: 08/16/03**

```
<html>
<head>
<meta http-equiv="Content-Type" content="text/html; charset=windows-1252">
<meta http-equiv="Content-Language" content="en-us">

<title>Home</title>
<meta name="GENERATOR" content="Microsoft FrontPage 5.0">
<meta name="ProgId" content="FrontPage.Editor.Document">
<meta name="Microsoft Theme" content="cascade 000, default">
<meta name="Microsoft Border" content="tlb, default">
</head>

<body >

<p align="center"><b><font color="#008000"><span lang="en-gb">You are welcome to
<u>Micro Mab Computer Nig. Ltd.</u>&nbsp; We are Information Technology expert.</span>
</font></b> </p>

<p> </p>

<hr>

<p> </p>
<h2><u><font color="#00FF00" face="Allegro BT">Our Mission</font></u></h2>
<p><span lang="en-gb">We are out to become the leading provider of information
technology.&nbsp; </span>&nbsp;</p>

<p> </p>

<hr>

<p> </p>
<h2><u><font color="#00FF00" face="Allegro BT">Company Profile</font></u></h2>
<p><font face="Lucida Console"><span lang="en-gb">MMCNL is an Information
technology expert company with good software and Hardware Engineers and also
good managerial team.</span> </font> </p>
<p><font face="Lucida Console"><span lang="en-gb">We belong to Information
Technology Association of Nigeria (ITAN).</span> </font> </p>
<p><font face="Lucida Console"><span lang="en-gb">People say that our company
ry at all cost to satisfy any customer.&nbsp; Some say we have competent hands.</span></font></p>
<p><font face="Lucida Console"><span lang="en-gb">The company is registered
/>&nbsp;<span lang="en-gb">with <b><font color="#008000">Corporation Affair
ommission</font></b>.</span></font></p>

<p> </p>

<hr>

<p> </p>
<h2><u><font color="#00FF00" face="Allegro BT">Contact Information</font></u></h2>
<p><span lang="en-gb">The address below is our Corporate Headquarters.&nbsp;
Always </span>&nbsp;<span lang="en-gb">contact us.&nbsp; We are at your service.</span></p>

<dl>
<dt><strong>Telephone</strong><span lang="en-gb">:&nbsp;</span> </dt>
<dt><font color="#FF0000">
<!--<subbot bot="Substitution" s-variable="CompanyPhone" --></font></dt>
```





## Welcome to Micro Mab Computers Nig. Limited



"Your  
satisfaction  
is our joy"

*Please tell us what you think about our web site, company, products, or services.  
If you provide us with your contact information, we will be able to reach you in  
case we have any questions.*

Comment: The results of this form are stored in the file  
'\_private/inforeq.txt' in your web. You can edit this file using  
FrontPage, or view and print it from any web browser.

### Comments

### Category

Web site ▼

### Contact Information

Name	<input type="text"/>
Title	<input type="text"/>
Company	<input type="text"/>
Address	<input type="text"/>
Telephone	<input type="text"/>

MMCNL Feedback Page

**FAX**

**E-mail**

**Submit Feedback**

**Reset Form**

**Send mail to [olabelle02001@yahoo.com](mailto:olabelle02001@yahoo.com) with questions or comments about this web site.  
Last modified: 08/16/03**



```

html>
head>
meta http-equiv="Content-Type" content="text/html; charset=windows-1252">
meta http-equiv="Content-Language" content="en-us">
title>MMCNL Feedback Page</title>
meta name="GENERATOR" content="Microsoft FrontPage 5.0">
meta name="ProgId" content="FrontPage.Editor.Document">
meta name="Microsoft Theme" content="cascade 000, default">
meta name="Microsoft Border" content="tlb, default">
/head>
body >
<p> <i><b><font face="Arial Unicode MS" size="2">Please tell us what you think about our web site,
company,
products, or services. If you provide us with your contact
information, we will be able to reach you in case we have any
questions.</font></b></i></p>
<form method="POST" action="--WEBBOT-SELF--" onSubmit="location.href='_derived/nortbots.htm';return
se;" webbot-onSubmit>
<!--webbot bot="SaveResults" s-type="private/interceptor" s-url="js/TCV" b-label=
de="URL" s-builtin-fields="Date,Time,IS/OPS,NAME" s-params=""><input TYPE="hidden" NAME="VTI-
UP" VALUE="0"><!--webbot bot="SaveResults" s-type="private/interceptor" s-
<!--webbot
bot="Intercept"
message="The results of this form are saved in the file 'private/interceptor' in your web. To
edit this file using FrontPage, or view and print it from any web browser." --></p>
<h3>Comments</h3>
<blockquote>
<p><textarea name="Comments" rows="10" cols="45"></textarea> </p>
</blockquote>
<h3>Category</h3>
<blockquote>
<p><select name="Category">
<option selected>Web site</option>
<option>Company</option>
<option>Products</option>
<option>Services</option>
</select> </p>
</blockquote>
<h3>Contact Information</h3>
<table>
<td align="right"><b><em><font size="2" color="#FF00FF">Name</font></em></b></td><td><input
="TEXT" name="Name" value size="35"></td></tr>
<td align="right"><b><em><font size="2" color="#FF00FF">Title</font></em></b></td><td><input
="TEXT" name="Title" value size="35"></td></tr>
<td align="right"><b><em><font size="2" color="#FF00FF">Company</font></em></b></td><td><input
="TEXT" name="Company" value size="35"></td></tr>
<td align="right"><b><em><font size="2" color="#FF00FF">Address</font></em></b></td><td><input
="TEXT" name="Address" value size="35"></td></tr>
<td align="right"><b><em><font size="2" color="#FF00FF">Telephone</font></em></b></td><td><input
="TEXT" name="Telephone" value size="35"></td></tr>
<td align="right"><b><em><font size="2" color="#FF00FF">FAX</font></em></b></td><td><input

```

```
FF">FAX</font></em></b></td><td><input type="TEXT" name="FAX" value size="35"></td></tr>
tr><td align="right"><b><em><font size="2" color="#FF00FF">E-mail</font></em></b></td><td><input
ype="TEXT" name="Email" value size="35"></td></tr>
/table>
<p><input type="SUBMIT" value="Submit Feedback"> <input
type="RESET" value="Reset Form"> </p>
/form>

/body>
/html>
```

## Welcome to Micro Mab Computers Nig. Limited



Comment: Write a paragraph describing the highlights of your web site.


### Table of Contents Heading Page

"Your  
satisfaction  
is our joy"

- Title of a Page
- Title of a Page
- Title of a Page

Send mail to [olahello2001@yahoo.com](mailto:olahello2001@yahoo.com) with questions or comments about this web site.  
Last modified: 08/16/03

```
html>
head>
meta http-equiv="Content-Type" content="text/html; charset=windows-1252">
meta http-equiv="Content-Language" content="en-us">
title>MMCNL Table of Contents Page</title>
meta name="GENERATOR" content="Microsoft FrontPage 5.0">
meta name="ProgId" content="FrontPage.Editor.Document">
meta name="Microsoft Theme" content="cascade 000, default">
meta name="Microsoft Border" content="tlb, default">
/head>
body >
<p>
<!-- robot.txt="FullText"
write "Write a paragraph describing the highlights of your web site." --> </p>
<!-- robot.txt="OutLine" url="index.htm"
page size="1000" margin="1000" show="caption" url="
name="index" title="Index" loading="1"
url="index.htm" --> </body>
html>
```



## Welcome to Micro Mab Computers Nig. Limited



You may search our web site for all documents containing matching words or patterns.

Search for:

*"Your satisfaction is our joy"*

Start Search

Reset

Send mail to [olabello2001@yahoo.com](mailto:olabello2001@yahoo.com) with questions or comments about this web site.  
Last modified: 08/16/03

```
<html>
<head>
<meta http-equiv="Content-Type" content="text/html; charset=windows-1252">
<meta http-equiv="Content-Language" content="en-us">


<title>MMCNL Search Page</title>
<meta name="GENERATOR" content="Microsoft FrontPage 5.0">
<meta name="ProgId" content="FrontPage.Editor.Document">
<meta name="Microsoft Theme" content="cascade 000, default">
<meta name="Microsoft Border" content="tlb, default">
</head>

<body >

<p> You may search our web site for all documents containing
matching words or patterns.</p>
<!--webbot bot="Search" s-idx="All" s-type="default"
-->
<!--file name="TitleStamp, DoSearch"
TAG="BODY"
S-Post="Search.asp"
T-Size="20"
S-Submit="Start Search"
D-2 <= "Date" <= "Index" <= "0"
-->
</body>
</html>
```



Home    Products    Clients    News



## Welcome to Micro Mab Computers Nig. Limited



*Your  
satisfaction  
is our joy"*

---

### Web Changes

This is where we'll announce the most recent additions to our web visited us before and want to know what's changed, take a look

Comment: Try to keep this material up to date; get rid of old item weeks.

Each item below should link to the document that holds the new Enter new items at the top of the list, so the most recent information comes first.

**NEW** **MICRO MAB COMPUTERS NIGERIA LIMITED Establishes Internet**  
See the press release for more details.

#### **Sample Product Announcement**

See the product data sheet for more details.

---

### Press Releases

These are the press releases we've issued over the last year. You can search for topics by keyword.

Comment: Change the links below to point at your press release: sample document provided. Enter new items at the top of the list recent press releases come first. Be sure to put a link to the new item What's New list.

- Date -- Press Release 1

## **Recent Media Coverage of MICRO MAB COMPUTERS NIGERIA LIMITED**

**Send mail to [olabelle2001@yahoo.com](mailto:olabelle2001@yahoo.com) with questions or comments about this web site.  
Last modified: 08/16/03**

```
<html>
<head>
<meta http-equiv="Content-Type" content="text/html; charset=windows-1252">
<meta http-equiv="Content-Language" content="en-us">
<title>MMCNL News Page</title>
<meta name="GENERATOR" content="Microsoft FrontPage 5.0">
<meta name="ProgId" content="FrontPage.Editor.Document">
<meta name="Microsoft Theme" content="cascade 000, default">
<meta name="Microsoft Border" content="tlb, default">
</head>
<body >

<p> </p>
<hr>
<p> </p>
<h2>Web Changes</h2>
<p>This is where we'll announce the most recent
additions to our web site. If you've visited us before and want to know what's
changed, take a look here first. </p>
<p> <!-- webbot bot="Substitution" s-variables="CompanyFullName" -->
<small>Try to keep this material up to date; get rid of old items every few weeks.
Try to be as short as link to the document that holds the new information.
Put new items at the top of the list, so the most recent information
comes first. </small> </p>
<dl>
<dt> 
<strong><!-- webbot bot="Substitution" s-variables="CompanyFullName" -->
Establishes Internet Presence</strong></dt>
<dd>See the <a href="pr01.htm">press release</a> for more
details. </dd>

<dt><strong>Sample Product Announcement</strong> </dt>
<dd>See the <a href="../../Compaq%20Prices.xls">product data sheet</a> for
more details. </dd>
</dl>
<p> </p>
<h2>Press Releases</h2>
>These are the press releases we've issued
```

These are the press releases we've issued over the last year.

You may want to [search](#) for topics by keyword.

**Preview** -- [Change the links below to point at your press releases, or edit the default document provided. Enter new items at the top of the list, or the most recent items will be added. You may also want to put a link to this page from the site's new list.](#)

- Date -- [Press Release 1](#)
- Date -- [Press Release 2](#)

---

## Recent Media Coverage of



## Welcome to Micro Mab Computers Nig. Limited



*"Your  
satisfaction  
is our joy"*

Comment: Write a brief overview of the products you provide. Add products to the list below in whatever order makes sense, and link them to the individual product pages.

**Name of product 1**

PC Desktop

**Name of product 2**

Hardware Accessories

Send mail to [olabello2001@yahoo.com](mailto:olabello2001@yahoo.com) with questions or comments about this web site.  
Last modified: 08/16/03

```

html>
head>
meta http-equiv="Content-Type" content="text/html; charset=windows-1252">
meta http-equiv="Content-Language" content="en-us">
title>MMCNL Products Page</title>
meta name="GENERATOR" content="Microsoft FrontPage 5.0">
meta name="ProgId" content="FrontPage.Editor.Document">
meta name="Microsoft Theme" content="cascade 000, default">
meta name="Microsoft Border" content="tlb, default">
/head>
body>


<p>...</p>


<dl>
<dt><strong><a href="prod01.htm">Name of product 1</a></strong> </dt>
<dd> <p> <span lang="en-gb">PC Desktop</span></p>
<p> </p>
</dd>
<dt><strong><a href="prod02.htm">Name of product 2</a></strong> </dt>
<dd> <p> <span lang="en-gb">Hardware Accessories</span></p>
<p> </p>
</dd>
</dl>
body>
html>

```

Home Feedback



# Services

## Welcome to Micro Mab Computers Nig. Limited



Comment: Write a brief overview of the services you provide. Add services to the list below in whatever order makes sense, and link them to the individual service description pages.

*"Your satisfaction is our joy"*

Name of service 1

Software development

Name of service 2

Consultancy

**Send mail to [olabello2001@yahoo.com](mailto:olabello2001@yahoo.com) with questions or comments about this web site.**

**Last modified: 08/16/03**







## Welcome to Micro Mab Computers Nig. Limited



"Your  
satisfaction  
is our joy"

**FOR IMMEDIATE RELEASE**

---

# Compaq PCs prices fall!!! Get yours **now.**

*Click to see prices*

---

*For More Information Contact:*

MICRO MAB COMPUTERS NIGERIA LIMITED  
SUITE E4, WUSE ZONE 3 SHOPPING COMPLEX, ABUJA  
Tel: 09 5230530  
FAX: 09 5230530  
E-mail: [info@mmcnl.com](mailto:info@mmcnl.com)

Send mail to [olabello2001@yahoo.com](mailto:olabello2001@yahoo.com) with questions or comments about this web site.  
Last modified: 08/16/03

```
html>
head>
meta http-equiv="Content-Type" content="text/html; charset=windows-1252">
meta http-equiv="Content-Language" content="en-us">

title>MMCNL Press Release 1</title>
meta name="GENERATOR" content="Microsoft FrontPage 5.0">
meta name="ProgId" content="FrontPage.Editor.Document">
meta name="Microsoft Theme" content="cascade 000, default">
meta name="Microsoft Border" content="tbl, default">
/head>

body >

p> <strong><em>FOR IMMEDIATE RELEASE</em></strong></p>

hr>

h1><span lang="en-gb">Compaq PCs prices fall!!! Get yours now.</span></h1>

h3><em><span lang="en-gb"><a href="../../Compaq%20Prices.xls">Click to see
prices</a></span></em></h3>

hr>

p> <em>For More Information Contact:</em><br>
br>
<!-- Substitution" s-variable="CompanyCompanyName" -->
br>
<!-- Substitution" s-variable="CompanyAddress" -->
br>
el: <span lang="en-gb">&nbsp; </span>
<!-- Substitution" s-variable="CompanyPhone" -->
br>
AX: <!-- Substitution" s-variable="CompanyFax" -->
br>
span lang="en-gb">E-mail</span>: <a href="mailto:info@mmcnl.com">
<!-- Substitution" s-variable="CompanyEmail" --></a>
r>
p>

body>
html>
```



## Welcome to Micro Mab Computers Nig. Limited



"Your  
satisfaction  
is our joy"

**FOR IMMEDIATE RELEASE**

---

# **Compaq PC prices fall !!! Rush ~~to~~ Get yours now.**

*Click To our prices*

**Today's Date** -- This is the body of the announcement ...

---

*For More Information Contact:*

MICRO MAB COMPUTERS NIGERIA LIMITED  
SUITE E4, WUSE ZONE 3 SHOPPING COMPLEX, ABUJA  
Tel: 09 5230530  
FAX: 09 5230530  
Internet: [info@mmcnl.com](mailto:info@mmcnl.com)

Send mail to [olabello2001@yahoo.com](mailto:olabello2001@yahoo.com) with questions or comments about this web site.

Last modified: 08/16/03

```
<html>
<head>
<meta http-equiv="Content-Type" content="text/html; charset=windows-1252">
<meta http-equiv="Content-Language" content="en-us">

<title>MMCNL Press Release 3</title>
<meta name="GENERATOR" content="Microsoft FrontPage 5.0">
<meta name="ProgId" content="FrontPage.Editor.Document">
<meta name="Microsoft Theme" content="cascade 000, default">
<meta name="Microsoft Border" content="tlb, default">
</head>

<body >

<p> <strong><em>FOR IMMEDIATE RELEASE</em></strong></p>

<hr>

<h1><span lang="en-gb">Compaq PC prices fall !!! Rush to get yours now.</span></h1>


<h3><em><span lang="en-gb"><a href="../../Compaq%20Prices.xls">Click To our
prices</a></span></em></h3>

<p><strong>Today's Date</strong> -- This is the body of the
announcement ...</p>

<hr>

<p> <em>For More Information Contact:</em><br>
<br>
<!--webbot bot="Substitution" s-variables="CompanyLongName" -->
<br>
<!--webbot bot="Substitution" s-variables="CompanyAddress" -->
<br>
Tel: <!--webbot bot="Substitution" s-variables="CompanyPhone" -->
<br>
FAX: <!--webbot bot="Substitution" s-variables="CompanyFAX" -->
<br>
Internet: <a href="mailto:info@mmcnl.com">
<font color="#008000">
<!--webbot
s-variables="CompanyE-mail" --></font></a><font color="#008000">
<br>
</font>
</p>


</body>
</html>
```



## Welcome to Micro Mab Computers Nig. Limited



"Your satisfaction is our joy"



PCs Desktop

*This paragraph contains a brief description of the product ...*

### Key Benefits

- Cheap
- one year guarantee
- 3 moths free service after purchase
- Technical Support services

### Pricing

Description	Qty	
Compaq P4, 2.4Ghz, 20GB, 128 SDRAM	4	
Compaq P4, 2.0Ghz, 20GB, 128 SDRAM	6	
Hp P4, 2.4Ghz, 20GB, 128 SDRAM	5	

MMCNL Product 1

**Information Request Form**

*Select the items that apply, and then let us know how to con*

- Send product literature
- Send company literature
- Have a salesperson contact me

Name	
Title	
Company	
Address	
E-mail	
Phone	

Submit Request

Reset Form

**Send mail to [alabello2001@yahoo.com](mailto:alabello2001@yahoo.com) with questions or comments about this web site.  
Last modified: 08/16/03**

```

<html>
<head>
<meta http-equiv="Content-Type" content="text/html; charset=windows-1252">
<meta http-equiv="Content-Language" content="en-us">

<title>MMCNL Product 1</title>
<meta name="GENERATOR" content="Microsoft FrontPage 5.0">
<meta name="ProgId" content="FrontPage.Editor.Document">
<meta name="Microsoft Theme" content="cascade 000, default">
<meta name="Microsoft Border" content="tlb, default">
</head>

<body >
<div style="border-style: solid; border-width: 1; padding-left: 4; padding-right: 4; padding-top: 1
padding-bottom: 1">

<p align="center"> <span style="background-color: #00FFFF">


<br>
</span><em><span lang="en-gb"><font color="#FF00FF"><b>
<span style="background-color: #00FFFF">
<marquee behavior="slide" direction="right" loop="1" width="112"> PCs Desktop</marquee></span></b>
</font></span></em></p>

</div>

<p><i><b><font size="2" color="#00FF00">This paragraph contains a brief description of the product
..</font></b></i></p>

<h3>Key Benefits</h3>

<ul>
<li><span lang="en-gb">Cheap</span></li>
<li><span lang="en-gb">one year guarantee</span></li>
<li><span lang="en-gb">3 moths free service after purchase</span></li>
<li><span lang="en-gb">Technical Support services</span></li>
</ul>

<h3><font color="#FF0000">Pricing</font></h3>

<table border="1" cellpadding="4" width="566">
<tr>
<th width="362"><strong>Description</strong></th>
<th align="right" width="62">
<p align="center"><strong><span lang="en-gb">Qty</span></strong></p>
<th align="right" width="102"><strong><span lang="en-gb">Unit</span>Price</strong></th>
</tr>
<tr>
<td width="362"><span lang="en-gb">Compaq P4, 2.4Ghz, 20GB, 128 SDRAM</span></td>
<td align="right" width="62"><span lang="en-gb">4</span></td>
<td align="right" width="102">1<span lang="en-gb">6</span>0<span lang="en-gb">,000</span></td>
</tr>
<tr>
<td width="362"><span lang="en-gb">Compaq P4, 2.0Ghz, 20GB, 128 SDRAM</span></td>

```

P4, 2.0Ghz, 20GB, 128 SDRAM</span></td> <td align="right" width="62">&lt;span lang="en-gb"&gt;6&lt;/span&gt;&lt;/td&gt;  <td align="right" width="102">&lt;span lang="en-gb"&gt;155,0&lt;/span&gt;00&lt;/td&gt;</td></td>	<span lang="en-gb">6</span></td> <td align="right" width="102">&lt;span lang="en-gb"&gt;155,0&lt;/span&gt;00&lt;/td&gt;</td>	<span lang="en-gb">155,0</span>00</td>	
<tr> <td align="right" width="362">&lt;span lang="en-gb"&gt;Hp&amp;nbsp;P4, 2.4Ghz, 20GB, 128 SDRAM&lt;/span&gt;&lt;/td&gt;  <td align="right" width="62">&lt;span lang="en-gb"&gt;5&lt;/span&gt;&lt;/td&gt;  <td align="right" width="102">&lt;span lang="en-gb"&gt;165,0&lt;/span&gt;00&lt;/td&gt;</td></td></td>	<span lang="en-gb">Hp&nbsp;P4, 2.4Ghz, 20GB, 128 SDRAM</span></td> <td align="right" width="62">&lt;span lang="en-gb"&gt;5&lt;/span&gt;&lt;/td&gt;  <td align="right" width="102">&lt;span lang="en-gb"&gt;165,0&lt;/span&gt;00&lt;/td&gt;</td></td>	<span lang="en-gb">5</span></td> <td align="right" width="102">&lt;span lang="en-gb"&gt;165,0&lt;/span&gt;00&lt;/td&gt;</td>	<span lang="en-gb">165,0</span>00</td>
<tr> <td align="right" width="362">&amp;nbsp;&lt;/td&gt;  <td align="right" width="62">&amp;nbsp;&lt;/td&gt;  <td align="right" width="102">&amp;nbsp;&lt;/td&gt;</td></td></td>	&nbsp;</td> <td align="right" width="62">&amp;nbsp;&lt;/td&gt;  <td align="right" width="102">&amp;nbsp;&lt;/td&gt;</td></td>	&nbsp;</td> <td align="right" width="102">&amp;nbsp;&lt;/td&gt;</td>	&nbsp;</td>

</p>

<hr>

</p>

```
form method="POST" action="--WEBBOT-SELF--" onSubmit="location.href='_derived/nortbots.htm';return
else;" webbot-onSubmit>
```

```
<input type="hidden" name="ProductID" value="1" /> <input type="hidden" name="ProductOrService" value="MMCNL Product 1" />
<input type="hidden" name="Group" value="0" /> <input type="hidden" name="CheckSum" value="141314" />
```

```
<input type="HIDDEN" name="ProductOrService" value="MMCNL Product 1">
```

```
<h3 align="center"><font color="#808000">Information Request Form</font></h3>
```

```
<p align="center"><font face="Arial Unicode MS"><b><i>Select the items that apply, and then let
s know how to
contact you.</i></b></font></p>
```

```
<p>
<input type="CHECKBOX" name="SendProductLiterature"
checked value="ON"> Send product literature<br>
<input type="CHECKBOX" name="SendCompanyLiterature" value="ON"> Send
company literature<br>
<input type="CHECKBOX" name="SalesContactRequested" value="ON"> Have a
salesperson contact me<br>
</p>
```

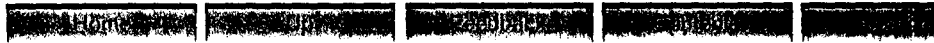
```
<table>
<tr><td align="right"><b><em><font size="2" color="#008000">Name</font></em></b></td><td><input
pe="TEXT" name="Name" value size="35"></td></tr>
<tr><td align="right"><b><em><font size="2" color="#008000">Title</font></em></b></td><td><input
pe="TEXT" name="Title" value size="35"></td></tr>
<tr><td align="right"><b><em><font size="2" color="#008000">Company</font></em></b></td><td>
input type="TEXT" name="Company" value size="35"></td></tr>
<tr><td align="right"><b><em><font size="2" color="#008000">Address</font></em></b></td><td>
extarea name="Address" rows="5" cols="35"></textarea></td></tr>
<tr><td align="right"><b><em><font size="2" color="#008000">E-mail</font></em></b></td><td>
input type="TEXT" name="Email" value size="35"></td></tr>
<tr><td align="right"><b><em><font size="2" color="#008000">Phone</font></em></b></td><td><input
pe="TEXT" name="Phone" value size="35"></td></tr>
</table>
```

```
<p>
<font color="#008000">
<input type="SUBMIT" value="Submit Request"></font> <input
type="RESET" value="Reset Form"> </p>
```



```
type="RESET" value="Reset Form"> </p>
</form>
```

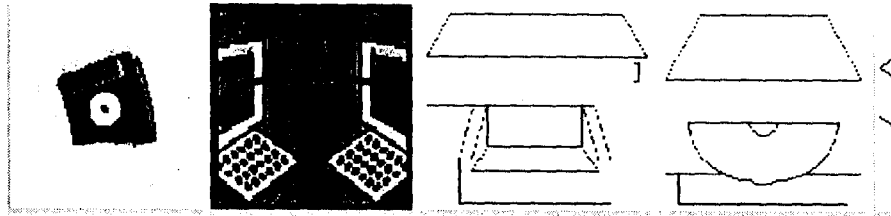
```
</body>
</html>
```



## Welcome to Micro Mab Computers Nig. Limited



*"Your satisfaction is our joy"*



*Hardware Accessories*

This paragraph contains a brief description of the product ...

### **Key Benefits**

- Cheap
- one year guarantee
- 3 moths free service after purchase
- Technical Support services

### **Items**

Description	QTY
Floppy Drive	100
CD ROM Drive/DVD	200
Hp Printers; Deskjet and Laserjet	50
Hp Scanner	40
Toner for laserjet printers	
Ink for Deskjet printers (black and colour)	

MMCNL Product 2

Monitors ; 14', 15', 17' and 21'

Cables for printers, etc

Diskette/CD rewritable/recordable

Casing

---

**Information Request Form**

Select the items that apply, and then let us know how to contact

- Send product literature
- Send company literature
- Have a salesperson contact me

Name

Title

Company

Address

E-mail

Phone

**Send mail to [olabello2001@yahoo.com](mailto:olabello2001@yahoo.com) with questions or comments about this web site.**  
**Last modified: 08/16/03**

```
<html>
<head>
<meta http-equiv="Content-Type" content="text/html; charset=windows-1252">
<meta http-equiv="Content-Language" content="en-us">
<title>MMCNL Product 2</title>
<meta name="GENERATOR" content="Microsoft FrontPage 5.0">
<meta name="ProgId" content="FrontPage.Editor.Document">
<meta name="Microsoft Theme" content="cascade 000, default">
<meta name="Microsoft Border" content="tlb, default">
</head>
<body >
<div style="width: 637; height: 140; border-style: solid; border-width: 1; padding-left: 4; padding-right: 4; padding-top: 1; padding-bottom: 1">
<p align="center"> <span style="background-color: #00FF00">&nbsp;</span><span style="background-color: #00FFFF">
</span><span style="background-color: #00FFFF" lang="en-gb">
</span><span style="background-color: #00FFFF">
</span><span style="background-color: #00FFFF" lang="en-gb">
</span><span style="background-color: #00FFFF">
</span><span style="background-color: #00FFFF" lang="en-gb">
</span><span style="background-color: #00FFFF"><br>
</span><b><font color="#FF0000"><em>
<span style="background-color: #00FFFF" lang="en-gb">Hardware Accessories </span>
</em></font></b></p>
</div>
<p>This paragraph contains a brief description of the product ...</p>
<h3>Key Benefits</h3>
<ul>
<li><span lang="en-gb">Cheap</span></li>
<li><span lang="en-gb">one year guarantee</span></li>
<li><span lang="en-gb">3 moths free service after purchase</span></li>
<li><span lang="en-gb">Technical Support services</span></li>
</ul>
<h3><span lang="en-gb">Items</span></h3>
<table border="1" cellpadding="4" width="519">
<tr>
<th width="343"><strong>Description</strong></th>
<th align="right" width="49"><span lang="en-gb">QTY</span></th>
</tr>
<tr>
<td width="343"><span lang="en-gb">Floppy Drive</span></td>
<td align="right" width="49"><span lang="en-gb">100</span></td>
</tr>
</table>
```

```

"49"><span lang="en-gb">100</span></td>
</tr>
<tr>
  <td width="343"><span lang="en-gb">CD ROM Drive/DVD</span></td>
  <td align="right" width="49"><span lang="en-gb">200</span></td>
</tr>
<tr>
  <td width="343"><span lang="en-gb">Hp Printers; Deskjet and Laserjet</span></td>
  <td align="right" width="49"><span lang="en-gb">50</span></td>
</tr>
<tr>
  <td width="343"><span lang="en-gb">Hp Scanner</span></td>
  <td align="right" width="49"><span lang="en-gb">40</span></td>
</tr>
<tr>
  <td width="343"><span lang="en-gb">Toner for laserjet printers</span></td>
  <td align="right" width="49">&nbsp;</td>
</tr>
<tr>
  <td width="343"><span lang="en-gb">Ink for Deskjet printers (black and
  colour)</span></td>
  <td align="right" width="49">&nbsp;</td>
</tr>
<tr>
  <td width="343"><span lang="en-gb">Monitors ; 14', 15', 17' and 21'</span></td>
  <td align="right" width="49">&nbsp;</td>
</tr>
<tr>
  <td width="343"><span lang="en-gb">Cables for printers, etc</span></td>
  <td align="right" width="49">&nbsp;</td>
</tr>
<tr>
  <td width="343"><span lang="en-gb">Diskette/CD rewritable/recordable</span></td>
  <td align="right" width="49">&nbsp;</td>
</tr>
<tr>
  <td width="343"><span lang="en-gb">Casing</span></td>
  <td align="right" width="49">&nbsp;</td>
</tr>
</table>

```

<p> </p>

<hr>

<p> </p>

```

form method="POST" action="--WEBBOT-SELF--" onSubmit="location.href='_derived/nortbots.htm';return
false;" webbot-onSubmit>

```

```

  <!--webbot bot="SaveResults" u-silo="private/internq.htm" s-target="HTML/PI" + ...<br>
  loader="I18E" > built-in-loader="Data type INFOOTH NAME" statusspan --><input TYPE="hidden" NAME="VTI-
  ROUP" VALUE="0"><!--webbot bot="SaveResults" onJapan i-checksum="74<374" -->

```

```

<input type="HIDDEN" name="ProductOrService" value="MMCNL Product 2">

```

### Information Request Form</h3>

<p>Select the items that apply, and then let us know how to contact you.</p>

```

<p>
<input type="CHECKBOX" name="SendProductLiterature"
checked value="ON"> Send product literature<br>
<input type="CHECKBOX" name="SendCompanyLiterature" value="ON"> Send
company literature<br>

```

```
e="ON"> Send  
company literature<br>  
<input type="CHECKBOX" name="SalesContactRequested" value="ON"> Have a  
salesperson contact me<br>  
</p>  
  
<table>  
<tr><td align="right"><em>Name</em></td><td><input type="TEXT" name="Name" value size="35"></td></tr>  
<tr><td align="right"><em>Title</em></td><td><input type="TEXT" name="Title" value size="35"></td></tr>  
<tr><td align="right"><em>Company</em></td><td><input type="TEXT" name="Company" value  
size="35"></td></tr>  
<tr><td align="right"><em>Address</em></td><td><textarea name="Address" rows="5" cols="35"></td></tr>  
<tr><td align="right"><em>E-mail</em></td><td><input type="TEXT" name="Email" value size="35"></td></tr>  
<tr><td align="right"><em>Phone</em></td><td><input type="TEXT" name="Phone" value size="35"></td></tr>  
</table>  
  
<p>  
<input type="SUBMIT" value="Submit Request"> <input  
type="RESET" value="Reset Form"> </p>  
</form>  
  
</body>  
</html>
```



## Welcome to Micro Mab Computers Nig. Limited



*"Your satisfaction is our joy"*

### Software development

#### We develop the following software;

- Accounting packages
- Web site design and hosting
- Human Resources packages
- Database Design

#### Key Benefits

- Reliable
- Enhance productivity
- Efficient

---

### Information Request Form

Select the items that apply, and then let us know how to contact

- Send service literature
- Send company literature
- Have a salesperson contact me

Name .....

Title .....

Company .....

Address .....



MMCNL Service I

E-mail \_\_\_\_\_  
Phone \_\_\_\_\_



**Submit Request**

**Reset Form**

**Send mail to [olabello2001@yahoo.com](mailto:olabello2001@yahoo.com) with questions or comments about this web site.  
Last modified: 08/16/03**



```
</html>
<head>
<meta http-equiv="Content-Type" content="text/html; charset=windows-1252">
<meta http-equiv="Content-Language" content="en-us">

<title>MMCNL Service 1</title>
<meta name="GENERATOR" content="Microsoft FrontPage 5.0">
<meta name="ProgId" content="FrontPage.Editor.Document">
<meta name="Microsoft Theme" content="cascade 000, default">
<meta name="Microsoft Border" content="tlb, default">
</head>

<body >

<p align="center"><b><font color="#FF0000" size="4"><span lang="en-gb">Software
development</span></font></b></p>

<h3><span lang="en-gb">We develop the following software;</span></h3>

<ul>
<li><span lang="en-gb">Accounting packages</span></li>
<li><span lang="en-gb">Web site design and hosting</span></li>
<li><span lang="en-gb">Human Resources packages</span></li>
<li><span lang="en-gb">Database Design</span></li>
</ul>

<h3><font color="#00FF00">Key Benefits</font></h3>

<ul>
<li><span lang="en-gb">Reliable</span></li>
<li><span lang="en-gb">Enhance productivity</span></li>
<li><span lang="en-gb">Efficient</span></li>
</ul>

<p> </p>
<hr>
<p> </p>
<form method="POST" action="--WEBBOT-SELF--" onSubmit="location.href='_derived/nortbots.htm';return false;" webbot-onSubmit>
<!-- webbot bot="SaveResults" u-file="private/intoreq.htm" s-format="HTML/DL" b-label-
fields="INVE" e-builtin-fields="Last Time REMOTE NAME" startspan --><input TYPE="hidden" NAME="VT
ROUP" VALUE="0"><!-- webbot bot="SaveResults" endspan id-checksum="41314" -->

<input type="HIDDEN" name="ProductOrService" value="MMCNL Service 1">

<h3>Information Request Form</h3>

<p> Select the items
that apply, and then let us know how to contact you.</p>
```

let us know how to contact you.</p>

```
<p>
<input type="CHECKBOX" name="SendServiceLiterature"
checked value="ON"> Send service literature<br>
<input type="CHECKBOX" name="SendCompanyLiterature" value="ON"> Send
company literature<br>
<input type="CHECKBOX" name="SalesContactRequested" value="ON"> Have a
salesperson contact me<br>
</p>
```

```
<table>
<tr><td align="right"><font color="#00FF00"><em>Name</em></font></td><td><input type="TEXT"
name="Name" value size="35"></td></tr>
<tr><td align="right"><font color="#00FF00"><em>Title</em></font></td><td><input type="TEXT"
name="Title" value size="35"></td></tr>
<tr><td align="right"><font color="#00FF00"><em>Company</em></font></td><td><input type="TEXT"
name="Company" value size="35"></td></tr>
<tr><td align="right"><font color="#00FF00"><em>Address</em></font></td><td><textarea
name="Address" rows="5" cols="35"></td></tr>
<tr><td align="right"><font color="#00FF00"><em>E-mail</em></font></td><td><input type="TEXT"
name="Email" value size="35"></td></tr>
<tr><td align="right"><font color="#00FF00"><em>Phone</em></font></td><td><input type="TEXT"
name="Phone" value size="35"></td></tr>
</table>
<p><input type="SUBMIT" value="Submit Request"> <input
type="RESET" value="Reset Form"> </p>
</form>
```

```
</body>
</html>
```



## Welcome to Micro Mab Computers Nig. Limited



### Consultancy Services

#### Key Benefits

*"Your  
satisfaction  
is our joy"*

- Always there for you
- Consistency
- Charge less

---

#### Information Request Form

Select the items that apply, and then let us know how to contact

- Send service literature
- Send company literature
- Have a salesperson contact me

Name

Title

Company

Address

E-mail

Phone

MMCNL Service 2

**Send mail to [olabello2001@yahoo.com](mailto:olabello2001@yahoo.com) with questions or comments about this web site.**  
**Last modified: 08/16/03**

```
ml>
head>
<meta http-equiv="Content-Type" content="text/html; charset=windows-1252">
<meta http-equiv="Content-Language" content="en-us">

<title>MMCNL Service 2</title>
<meta name="GENERATOR" content="Microsoft FrontPage 5.0">
<meta name="ProgId" content="FrontPage.Editor.Document">
<meta name="Microsoft Theme" content="cascade 000, default">
<meta name="Microsoft Border" content="tlb, default">
</head>

<body >

<p align="center"><b><font color="#FF0000" size="4"><span lang="en-gb">
Consultancy Services</span></font></b></p>

<h3>Key Benefits</h3>

<ul>
<li><span lang="en-gb">Always there for you</span></li>
<li><span lang="en-gb">Consistency</span></li>
<li><span lang="en-gb">Charge less</span></li>
</ul>

<p> </p>
<hr>
<p> </p>

Form method="POST" action="--WEBBOT-SELF--" onSubmit="location.href='_derived/nortbots.htm';return
else;" webbot-onSubmit>
<!--webbot bot="SaveCookies" n-tilde="private/infocq.htm" s-format="HTML/1" b-tilde="
oid="1002" s-tilde="fields="Date Time CREATE NAME" startspan --><input TYPE="hidden" NAME="VTI-
OUP" VALUE="0"><!--webbot bot="SaveCookies" onispan i-checksum="4334" -->

<input type="HIDDEN" name="ProductOrService" value="MMCNL Service 2">

<h3>Information Request Form</h3>

<p> Select the items
that apply, and then let us know how to contact you.</p>
<p>
<input type="CHECKBOX" name="SendServiceLiterature"
checked value="ON"> Send service literature<br>
<input type="CHECKBOX" name="SendCompanyLiterature" value="ON"> Send
company literature<br>
<input type="CHECKBOX" name="SalesContactRequested" value="ON"> Have a
salesperson contact me<br>
</p>

<table>
```

<br>  
</p>

```
<table>  
<tr><td align="right"><em>Name</em></td><td><input type="TEXT" name="Name" value size="35"></td>  
</tr>  
<tr><td align="right"><em>Title</em></td><td><input type="TEXT" name="Title" value size="35">  
</td></tr>  
<tr><td align="right"><em>Company</em></td><td><input type="TEXT" name="Company" value  
size="35"></td></tr>  
<tr><td align="right"><em>Address</em></td><td><textarea name="Address" rows="5" cols="35">  
</textarea></td></tr>  
<tr><td align="right"><em>E-mail</em></td><td><input type="TEXT" name="Email" value size="35">  
</td></tr>  
<tr><td align="right"><em>Phone</em></td><td><input type="TEXT" name="Phone" value size="35">  
</td></tr>  
</table>  
<p><input type="SUBMIT" value="Submit Request"> <input  
type="RESET" value="Reset Form"> </p>  
</form>
```

</body>  
</html>

## **Recent Media Coverage of MICRO MAB COMPUTERS NIGERIA LIMITED**

**Send mail to [elabello2001@yahoo.com](mailto:elabello2001@yahoo.com) with questions or comments about this web site.  
Last modified: 08/16/03**

## CHAPTER FIVE

### 5.1 WEB SITE SUMMARY

The site summary report gives the overview of web vital statistics, such as stated in the table below.

Name	Count	Size	Description
All files	21	101KB	All files in the current web
Pictures	3	5KB	Pictures files in the web site (GIF, JPG, BMP)
Unlinked files	0	0KB	Files in the current web that cannot be reached by starting from the Home page
Linked files	21	101KB	Files in the web that can be reached by starting from Home page
Slow pages	0	0KB	Pages in the web exceeding an estimated down load time of 30 seconds at 28.8
Older files	0	0KB	Files that have not been modified in over 72 days
Recently added files	21	101KB	Files that have been created in the last 30 days
Hyperlinks	145		All hyperlinks in the current web
Unverified hyperlinks	0		Hyperlinks pointing to unconfirmed target files
Broken hyperlinks	0		Hyperlinks pointing to unavailable target files
External hyperlinks	6		Hyperlinks pointing to files outside of the current web
Internal hyperlinks	145		Hyperlinks pointing to files within the web
Component errors	0		Files in the current web with component reporting error
Uncompleted task	8		Task in the web that are not yet marked completed
Unused themes	0		Themes in the current web that are not applied to any file



## 5.2 SYSTEM REQUIREMENTS

In order to run this design, the following conditions must be satisfied.

- A complete computer with at least pentium II 233MHz, 3.2 GB hard disk, modem, full multimedia.
- Installation of at least Microsoft Windows 98 version operating system.
- Internet ready
- Connection with Internet Services Provider (ISP) is necessary
- Provision of telephone line (in case of dial-up)
- Vast knowledge of internet is needed.

## GLOSSARY

### **ASCII**

(American Standard Code for Information Interchange) A coding scheme using 7 or 8 bits that assigns numeric values to up to 256 characters, including letters, numerals, punctuation marks, control characters, and other symbols. ASCII was developed in 1968 to standardize data transmission among disparate hardware and software systems and is built into all personal computers.

### **ASP**

(Active Server Page) A document that contains embedded server-side scripting. ASP-compatible Web servers can execute these scripts. On the client side, an ASP is a standard HTML document that can be viewed on any platform using any Web browser.

### **Authentication**

In a multiuser or network environment, the process by which the system validates a user's logon information. A user's name and password are compared against an authorized list, and, if the system detects a match, access is granted to the extent specified in the permission list for that user.

### **Authentication database**

A database on a server that matches user names to passwords.

---

### **BMP**

(bitmap) The standard graphics file format on Windows-compatible computers. Bitmap graphics support 24-bit color and can be saved for Windows or OS/2 systems. FrontPage can import BMP files.

---

**Category**

In FrontPage, a classification for labeling and grouping Web pages and files by common criteria such as page contents, file types, or similar distinction.

**Client**

On a local area network or the Internet, a computer that accesses shared network resources provided by another computer. See also *server*.

**Current page**

In FrontPage, the page that is currently being edited in Page view.

**Current web**

In FrontPage, the web that is currently open.

---

**Database**

A file containing records of information that are organized and presented to serve a specific purpose, such as the facilitation of searching, sorting, and recombination of data. Databases can be published on the World Wide Web to let site visitors look up information in records or add new information to the database.

**Data connection**

In FrontPage, a connection that specifies the name, type, location, and optional information for a database file.

**Database Results Wizard**

In FrontPage, a wizard that guides you through creating a region on a page that displays information retrieved from the records of a database. You can use an existing database to accomplish this, or let the wizard create one for you.

**Domain name**

The address of a network location in the format that identifies the owner of that address in the format: server.organization.type. For example, www.whitehouse.gov identifies the Web server at the White House in the United States, which is part of the U.S. government. See also *network location*.

**Dynamic HTML**

(DHTML) An extension of the HTML language that enables the creation of presentation effects for text and objects. In FrontPage, you can use the **DHTML Effects** toolbar to add effects to page elements without the need to know programming.

---

**E-mail**

(electronic mail) The exchange of electronic text messages and computer file attachments between computers over a communications network, such as a local area network or the Internet.

---

**FAQ**

(Frequently Asked Questions) A document listing common questions and answers on a particular subject. FAQs are often posted on Internet newsgroups where new participants ask the same questions that regular readers have already answered many times.

**File**

A named collection of information that is stored on a computer. Also, an Internet protocol that refers to files on a disk or local area network. In FrontPage, you can create hyperlinks to files (file://) in Page view.

**File server**

A computer running on a network that stores files and provides access to them. Also called server. See also *Web server*.

**File type**

The format of a file, commonly indicated by its file name extension. Computer applications usually work on a limited set of file types.

**Firewall**

A method of protecting the files and programs on one network from users on another network. A firewall blocks unwanted access to a protected network, while giving the protected network access to networks outside of the firewall. A company will typically install a firewall to give users access to the Internet while protecting their internal information. FrontPage allows users to author webs on the Internet even from within a protected network.

**Folder**

A named storage area on a computer containing files and other folders.

**Form**

A set of data-entry fields on a page that are processed on a Web server. The data is sent to the server when a site visitor submits the form by clicking on a button or, in some cases, by clicking a graphic.

**Form field**

A data-entry field on a page. A site visitor supplies information in a field either by typing text or by selecting a field.

**Frames page**

A page that divides a Web browser's window into different areas called frames that can independently display several Web pages.

## **FrontPage Editor**

In FrontPage 98 and earlier versions, the application for creating and editing Web pages. In FrontPage you create and edit Web pages in Page view.

## **FrontPage Explorer**

In FrontPage 98 and earlier versions, the application for maintaining, testing, and publishing webs. In FrontPage you maintain, test, and publish webs using any of five web views.

## **FTP**

(File Transfer Protocol) The Internet service that transfers files from one computer to another over standard phone lines. You can create FTP hyperlinks (ftp://) in Page view in FrontPage.

---

## **Graphics file formats**

FrontPage can import the following graphics file formats: BMP, EPS, GIF, JPEG, PCD, PCX, PNG, RAS, TGA, TIFF, and WMF. When you save your web, FrontPage converts these graphics (if necessary) to GIF, JPEG, or PNG file formats, based on their original color depth.

---

## **Home page**

On the World Wide Web, an entry page for a set of Web pages and other files in a Web site. The home page is displayed by default when a visitor surfs to the site using a Web browser. The name of a home page depends on the type of Web server used to host the Web site. Some Web servers reserve Index.htm as the name for the home page, while others name the home page Default.htm.

## **Hover Button component**

An animated button in the navigation bar on a Web page that is activated when the mouse pointer is moved over the button or when the button is clicked. See also *navigation bar*.

## **HTML**

(Hypertext Markup Language) The standard markup language used for documents on the World Wide Web. HTML development is carried out by the World Wide Web Consortium. The HTML language uses tags to indicate how Web browsers should display page elements such as text and graphics, and how Web browsers should respond to user actions such as hyperlink activation by means of a key press or mouse click. Most Web browsers, notably Microsoft Internet Explorer and Netscape Navigator, recognize HTML tags beyond those included in the present standard. FrontPage reads and writes HTML files and no knowledge of the HTML language is required. See also *World Wide Web Consortium*.

## **HTTP**

(Hypertext Transfer Protocol) The Internet protocol that enables Web browsers to retrieve information from World Wide Web servers.

## **Hyperlink**

A pointer from text, from a picture or a graphic, or from an image map to a page or file on the World Wide Web. On the World Wide Web, hyperlinks are the primary way to navigate between pages and among Web sites. Also called link.

## **Hypertext**

Originally, any textual information on a computer containing jumps to other information. The hypertext jumps are called hyperlinks. On the World Wide Web, hypertext is the primary way to navigate between pages and among Web sites. Hypertext on Web pages has been expanded

to include hyperlinks from text, from a picture or a graphic, and from image maps.

---

## **Internet**

The worldwide collection of computers, networks and gateways that use TCP/IP protocols to communicate with one another. At the heart of the Internet are high-speed data communication lines between major host computers, consisting of thousands of commercial, government, educational, and other computer systems that route data and messages. Currently, the Internet offers a range of services to users, such as e-mail, the World Wide Web, FTP, Usenet newsgroups, Gopher, IRC, telnet, and others.

## **Internet Information Services**

(IIS) Microsoft's brand of Web server software, utilizing Hypertext Transfer Protocol to deliver World Wide Web documents. IIS incorporates various functions for security, allows for CGI programs, and also provides for FTP servers.

## **Internet service provider**

A business that supplies Internet connectivity services to individuals, businesses, and other organizations. Some ISPs are large national or multinational corporations that offer access in many locations, while others are limited to a specific city or region.

## **Intranet**

A network designed for information processing within a company or organization. Its uses include such services as document and software distribution, access to databases, and training. An intranet is so called because it usually employs applications associated with the Internet, such



as Web pages, Web browsers, FTP sites, e-mail, newsgroups, and mailing lists, accessible only to those within the organization. See also *firewall*.

## **IP**

(Internet Protocol) Internet software that divides data into packets for transmission over the Internet. Computers must run IP to communicate across the Internet.

## **IP address**

(Internet Protocol address) The standard way of identifying a computer that is connected to the Internet, much the way a telephone number identifies a telephone on a telephone network. An IP address is four numbers separated by periods, and each number is less than 256, for example, 192.200.44.69. Your Web server administrator or Internet service provider will assign your computer an IP address.

## **IP address mask**

(Internet Protocol address mask) A range of IP addresses defined so that only computers with IP addresses within the range are allowed access to an Internet service. To mask a portion of the IP address, replace it with the asterisk wild card character (\*). For example, 192.44.\*.\* represents every computer on the Internet with an IP address beginning with 192.44.

## **ISAPI**

(Internet Server Application Programming Interface) A Web server application-development interface, developed by Process Software and Microsoft, that can be used in place of CGI.

---

## **JPEG**

(Joint Photographic Experts Group) A graphics file format used to display high-resolution color graphics on the World Wide Web. JPEG graphics apply a user-specified compression scheme that can significantly reduce

the large file sizes usually associated with photo-realistic color graphics. A higher level of compression results in lower quality, whereas a lower level of compression results in higher quality. FrontPage can import and export JPEG files. See also *progressive JPEG*.

---

## **LAN**

(local area network) A computer network technology designed to connect computers separated by a short distance. A LAN can be connected to the Internet and can also be configured as an intranet.

## **Live web**

A web that has been published to a Web server and can currently be browsed by site visitors. Editing a live web with FrontPage lets site visitors immediately see all page updates and changes every time the page is saved. See also *staging web*.

## **Mailto**

The Internet protocol used to send electronic mail. You can create e-mail hyperlinks in FrontPage.

## **Marquee component**

A region on a page that displays a horizontally scrolling text message.

## **Microsoft Internet Explorer**

Microsoft's Web browser, available in Windows, Macintosh, and UNIX versions. When Internet Explorer is installed with FrontPage, additional functionality is provided, including dynamic page and themes preview in Page view.

## **Microsoft Management Console**

(MMC) A graphical interface for Microsoft Internet Information Services (IIS) that contains "snap-in" administrative tools, such as the FrontPage MMC snap-in. See also *Internet Information Services*.

## **MIME type**

(Multipurpose Internet Mail Extensions type) A method used by Web browsers to associate files of a certain type with applications that display files of that type.

---

## **Navigation bar**

In FrontPage, a collection of graphical or textual buttons containing hyperlinks to pages that are part of the same web structure. See also *web structure*, *Navigation view*.

## **Navigation view**

The view in FrontPage that is used to create, display, print, and change the navigation structure of a web. Navigation view includes a folder-like view, from which you can drag and drop pages into your site structure. Views in FrontPage provide different ways of looking at the information in your web, so that you can effectively manage your site.

## **Network location**

In a URL, a unique name that identifies an Internet server. A network location has two or more parts, separated by periods, as *inexample.microsoft.com*. Also called host name and Internet address. See also *URL*.

---

## **Open Database Connectivity**

(ODBC) An application programming interface (API) for authoring applications that are independent of any particular database management system.

## **OLE**

(Object Linking and Embedding) A technology for transferring and sharing information among applications. OLE lets an author invoke different editor components to create a compound document.

---

## **Page**

A single document in a Web site written in HTML. You can use FrontPage to create and modify pages without having to know HTML.

## **Page banner**

A section of a Web page containing a graphic element and text, such as the page title. Page banners are usually displayed at the top of a Web page.

## **Page template**

A predesigned, generic Web page you can use to create new custom pages. Some of the page templates in FrontPage provide typical page content, while others provide common page layouts.

## **Page title**

A descriptive text string identifying a page.

## **Password**

A security measure used to restrict access to computer systems and sensitive files. On the World Wide Web, passwords are strings of characters that allow site visitors access to Internet services, such as FTP, if the Internet service requires authentication. See also *authentication*.

## **Picture**

A graphics file that can be inserted on a Web page and displayed in a Web browser. FrontPage lets you import graphics in the following formats: GIF, JPEG (standard and progressive), BMP (Windows and OS/2), TIFF, TGA, RAS, EPS, PCX, WMF, and PNG. Imported graphics are converted to GIF format (for graphics containing up to 256 colors) or JPEG format (for graphics containing over 256 colors) when the page is saved to the current web. Also called image.

## **Port**

One of the network input/output channels of a computer running TCP/IP. On the World Wide Web, port usually refers to the port number a server is running on. A single computer can have many Web servers running on it, but only one server can be running on each port. The default port for Web servers is 80.

## **PPP**

(Point-to-Point Protocol) An Internet standard for transmitting data over serial links between computers.

## **Progressive JPEG**

An enhancement to the JPEG graphics file format specification that gradually displays a photo-realistic picture in a Web browser, showing increasingly detailed versions of the picture until the entire file has finished downloading. While this is similar to interlaced GIFs, progressive JPEGs can retain the high quality of 24-bit color, and they offer the same efficient compression as standard JPEG. See also *JPEG*.

## **Properties**

In FrontPage, the characteristics of an item in the current web, such as the title and URL of a web, or the name and initial value of a form field. You

can also specify properties for page elements such as tables, graphics, and active elements.

### **Protocol**

A method of accessing a document or service over the Internet, such as File Transfer Protocol (FTP) or Hypertext Transfer Protocol (HTTP). Also called type.

### **Proxy server**

An Internet server that acts as a firewall, mediating traffic between a protected network and the Internet.

### **Publish**

The process of making a web public on the World Wide Web or an intranet by copying all of its pages and files to the Web server connected to the Internet or the local area network.

---

### **RAS**

The raster graphics file format developed by Sun Microsystems. FrontPage can import RAS files.

### **Record**

In a database, a group of related fields of information that are treated as a unit. Records are the logical equivalents of rows in a table. In FrontPage, a group of records is referred to as a recordset.

### **Relational database**

A relational database management system (RDBMS) organizes data into related rows and columns as specified by the relational model. Microsoft SQL Server and Oracle are examples of relational database management systems. A Microsoft Access database is an example of a relational database.

## **Reports view**

The view in FrontPage that allows you to analyze a web's contents. You can calculate the total size of the files in your web, show which files aren't linked to any other files, identify slow or outdated pages, group files by task or person they're assigned to, and so on. Views in FrontPage provide different ways of looking at the information in your web, so that you can effectively manage your site.

## **Root web**

The default, top-level web provided by a Web server. To access the root web, you supply the URL of the server without specifying a page name or subweb. FrontPage is installed with a root web named RootWeb or C:\My Webs. See also *subweb*.

## **RTF**

(Rich Text Format) A method of encoding text formatting and document structure using the ASCII character set. By convention, RTF files have an .rtf file name extension. You can open RTF files in FrontPage and convert them to HTML.

---

## **Script**

A type of computer code that can be directly executed by a program that understands the language in which the script is written. Scripts do not need to be compiled to be run.

## **Search Form component**

A component in FrontPage that creates a form that provides full text-searching capability in your FrontPage-based web when a site visitor browses to your web. When a site visitor submits a form containing words to locate, the search form returns a list of hyperlinks to the pages in your FrontPage-based web that contain matches for the words.

## **Secure Sockets Layer**

(SSL) A proposed open standard developed by Netscape Communications for establishing a secure communications channel to prevent the interception of critical information, such as credit card numbers. The primary purpose of SSL is to enable secure electronic financial transactions on the World Wide Web, although it is designed to work with other Internet services as well. This technology, which uses public key encryption, is incorporated into many Web browser and Web servers.

## **Server**

A computer that offers services on a network. On the World Wide Web, a server is a computer that runs the Web server software that responds to HTTP protocol requests. Also called host.

## **SLIP**

(Serial Line Internet Protocol) An Internet standard for transmitting data over serial links between computers.

## **Structured Query Language**

(SQL) A database query and programming language widely used for accessing, querying, updating, and managing data in relational database systems. Using SQL, you can retrieve data from a database, create databases and database objects, add data, modify existing data, and perform other, more complex functions. With SQL, you can also change the server configuration, modify database or session settings, and control data and access statements.

## **Style**

Styles are used to control the font, alignment, and spacing of text; appearance of background pages; and other HTML attributes. A collection of styles is called a style sheet. See also *cascading style sheet*.

---



**Task**

An item associated with a web in FrontPage, representing an action you need to perform to complete or maintain the web. Some tasks are automatically generated by wizards in FrontPage. You can also add your own tasks. Tasks are displayed in Tasks view.

**TCP**

(Transmission Control Protocol) Internet networking software that controls the transmission of packets of data over the Internet. Among its tasks, TCP checks for lost packets, puts the data from multiple packets into the correct order, and requests that missing or damaged packets be sent again. Computers must run TCP to communicate with Web servers.

**Template**

A set of predesigned formats for text and graphics on which new pages and webs can be based. After a page or web is created using a template, you can customize the page or web.

**Theme**

A theme applies professionally designed graphics to elements of the pages in a FrontPage-based web. FrontPage offers a gallery of over 50 themes that consist of similar design elements and color schemes for bullets, fonts, graphics, navigation bars, and other page elements. When applied, a theme gives pages and navigation bars in a web an attractive and consistent appearance.

**Thread**

In e-mail and Internet newsgroups conversations, a series of messages and replies that are all related to a specific topic.

---

**URL**

(Uniform Resource Locator) A string that supplies the Internet address of a Web site or resource on the World Wide Web, along with the protocol

by which the site or resource is accessed. The most common URL type is `http://`, which gives the Internet address of a Web page. Some other URL types are `gopher://`, which gives the Internet address of a gopher directory, and `ftp://`, which gives the network location of an FTP resource.

---

### **]Views bar**

The vertical bar at the left of the FrontPage application window. The buttons on the Views bar let you switch to different views of your web, such as Folders view or Hyperlinks view. Views provide different ways of looking at the information in your web, so that you can effectively manage your site.

### **Virtual server**

One of multiple Web sites running on the same server, each with a unique domain name and IP address. A Web server that supports virtual servers is called a multi-hosting Web server.

### **Visited hyperlink**

*See followed hyperlink.*

---

## **WAN**

(wide area network) A computer network that spans a long distance and uses specialized computers to connect smaller networks.

## **Web**

A home page and its associated pages, graphics, documents, multimedia, and other files created in FrontPage and stored on a Web server or on a computer's hard drive. A web also contains files that support FrontPage-specific functionality and allow a web to be opened, copied, edited, and administered in FrontPage.

**Web browser**

Software that interprets the markup of files in HTML, formats them into Web pages, and displays them to the user. Some browsers can also permit users to send and receive e-mail, read newsgroups, and play sound or video files that are embedded in Web documents.

**Web name**

A web name in FrontPage corresponds to a folder name on a Web server, and is subject to the length, character restrictions, and case sensitivity of that server.

**Wizard**

A program in FrontPage that creates webs or Web pages, based on choices you make in the wizard's input panels.

**WMF**

(Windows Metafile Format) A vector graphics format for Windows-compatible computers used mostly for word-processing clip art. FrontPage can import WMF files.

**World Wide Web**

The total set of interlinked hypertext documents residing on HTTP servers all over the world. Documents on the World Wide Web are called pages or Web pages, which are written in HTML (Hypertext Markup Language). Web pages are identified by URLs (Uniform Resource Locators) that specify the particular computer and path name by which a file can be accessed, and transmitted from node to node to the end user under HTTP (Hypertext Transfer Protocol). Web pages may contain text in a variety of fonts and styles, pictures, graphics, movie clips, sounds, as well as small, embedded software programs that are executed when a site visitor activates them by clicking a hyperlink. Site visitors may also be able to download files and send messages to other users via e-mail by using links on a Web page. The World Wide Web was developed by Tim

Berners-Lee in 1989 for the European Laboratory for Particle Physics (CERN).

### **World Wide Web Consortium**

(W3C) A consortium of commercial and educational institutions that oversees research and promotes standards in all areas related to the World.

## BIBLIOGRAPHY

1. MARTINS S. MATTHEWS      The complete reference front page2000
2. ERIK B.POUISEN              Front page 5.0
3. BURNS . A                      New Information Technology
4. Deasington, R.J                A practical guide to computer  
  communications and networks
5. Millington, D.                 Systems analysis and Design ofcomputer  
  Applications
6. Parrington, N. & Roper, M      Understanding software testing